

MT4-8T**PCB MOUNTING SCREW**

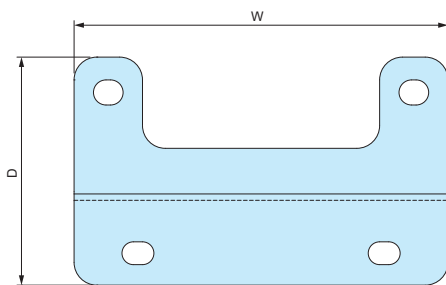
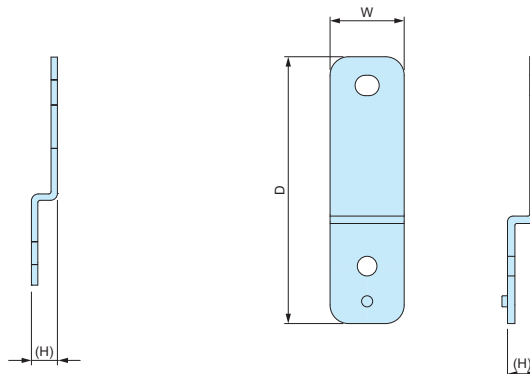
- Self-tapping screws for board mounting on bosses inside WG, WGPC and WGV series enclosures.

Product no. / Details

| Product no. | Material | Finish | Pack of |
|----------------------------|----------|--------------------|---------|
| MT4-8T (Bind tapping M4-8) | Steel | Trivalent chromate | 20 |

WGF series**WALL MOUNTING BRACKET for WG • WGPC • WGV****WGF dimensions**

- DXF/DWG/PDF/STP drawings available on our website.

WGF-10 ~ WGF-25**WGF-L****Product no. / Details**

- Stainless steel mounting screws included.

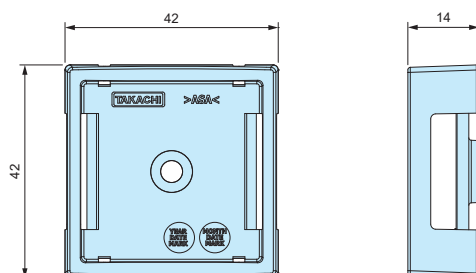
| Product no. | W | D | (H) | Suitable models | Material / Finish | Pack of |
|-------------|-----|----|-------|--|---|---------|
| WGF-10 | 82 | 50 | (5.8) | WG • WGPC • WGV10-15-□ (W direction) | Stainless steel t=1.5mm / Barrel finish | 2 |
| WGF-15 | 132 | 50 | (5.8) | WG • WGPC • WGV10-15-□ (D direction) | | 2 |
| | | | | WG • WGPC • WGV15-16-□ (W • D direction) | | |
| | | | | WG • WGPC • WGV15-21-□ (W direction) | | |
| | | | | WG • WGPC • WGV17-25-□ (W direction) | | |
| WGF-23 | 184 | 55 | (8.0) | WG • WGPC • WGV15-21-□ (D direction) | Stainless steel t=2.0mm / Barrel finish | 2 |
| WGF-25 | 210 | 55 | (8.0) | WG • WGPC • WGV23-25-□ (W direction) | | 2 |
| | | | | WG • WGPC • WGV17-25-□ (D direction) | | |
| NEW WGF-L | 20 | 72 | (8.0) | WG • WGPC • WGV23-25-□ (D direction) | | 4 |
| | | | | WG • WGPC • WGV25-33-□ (W • D direction) | | |
| | | | | WG • WGPC • WGV30-33-□ (W • D direction) | | |
| | | | | WG • WGPC • WGV28-40-□ (W • D direction) | | |

WGMB-1W POLE MOUNTING BRACKET for WG • WGPC • WGV



■ DXF/DWG/PDF/STP drawings available on our website.

WGMB dimensions



- Pole mount bracket made from weather resistant ASA material.
- Hole milling is not required when installing the mount bracket, thus allowing the enclosure to maintain its IP rating.
- WG • WGPC • WGV10-15-□ and 15-16-□ can be installed in both the W or D direction.
- Pole mount is possible with the use of SNB or PKB series mounting belt. (See website)

* Operating temperature : -30°C ~ +60°C

Product no. / Details

■ Mounting stainless steel screw included.

| Product no. | Suitable models | Material / Color | Weight (g) | Pack of |
|-------------|---|------------------------|------------|---------|
| WGMB-1W | WG • WGPC • WGV10-15-□ / 1 pc required WG • WGPC • WGV15-16-□ / 1 pc required WG • WGPC • WGV15-21-□ / 2 pcs required | ASA UL94HB / Off-white | 9 | 1 |

Installation example

Installation (1 pc)

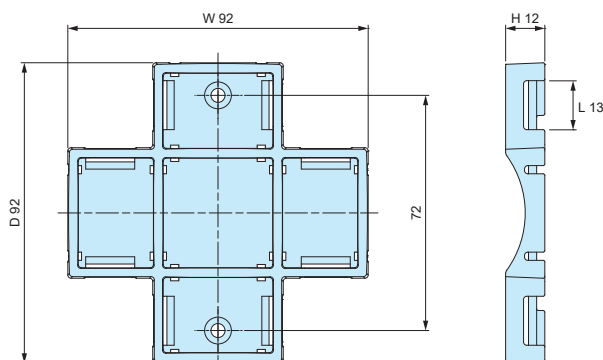
Installation (2 pcs)



WPMB-M4-2G POLE MOUNTING BRACKET

■ DXF/DWG/PDF/STP drawings available on our website.

WPMB-M4-2 dimensions



- Pole mount bracket made from weather resistant ASA material.
- Pole mounting belt can be installed in either W or D direction.
- Pole mount is possible with the use of PKB series mounting belt. (See page 208)
- Hole milling is not required when installing the mount bracket, thus allowing the enclosure to maintain its protection class.

*Stainless steel screw belt SNB series is not usable on WPMB-M4-2 series.

* Operating temperature : -30°C ~ +60°C

Color

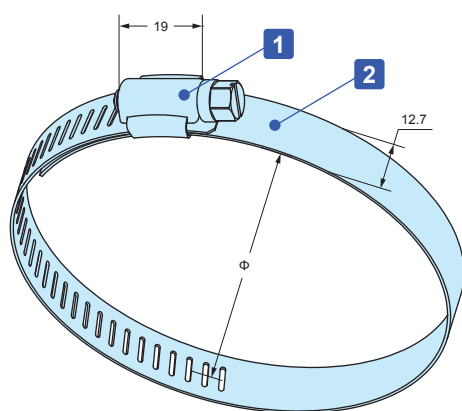
White gray

Product no. / Details

■ Mounting stainless steel screw included.

| Product no. | Suitable models | Recommended torque (N • m) | Weight (g) | Pack of |
|-------------|------------------------|----------------------------|------------|---------|
| WPMB-M4-2G | WG • WGPC • WGV15-21-□ | 0.45 ~ 0.5 | 24 | 1 |

■ Recommended torque listed is for reference only; actual may differ. Assemble after testing torque.

SNB series**STAINLESS STEEL POLE MOUNTING STRAP****SNB dimensions**

- Corrosion resistant stainless steel (SUS304) belt clamp.
- It can be installed securely by tightening the screw.
- 8 mm nut driver (box driver) is recommended for tightening.
Flat-bladed screwdrivers can also be used.

Components

| No. | Part name | Pcs | Material | Finish |
|-----|-----------|-----|------------------------|----------|
| 1 | Bracket | 1 | Stainless steel SUS304 | Polished |
| 2 | Strap | 1 | Stainless steel SUS304 | Polished |

Product no. / Details

| Product no. | Applicable diameter (Φ) | Strap width | Strap thickness | Recommended torque N · m | Weight (g) | Pack of |
|-------------|-------------------------|-------------|-----------------|-----------------------------|------------|---------|
| SNB 52- 76 | 52 ~ 76 | 12.7 | 0.6 | 0.7 ~ 1.0 | 27.5 | 1 |
| SNB 72- 95 | 72 ~ 95 | 12.7 | 0.6 | 0.7 ~ 1.0 | 30 | 1 |
| SNB 91-114 | 91 ~ 114 | 12.7 | 0.6 | 0.7 ~ 1.0 | 34.5 | 1 |
| SNB105-127 | 105 ~ 127 | 12.7 | 0.6 | 0.7 ~ 1.0 | 37.5 | 1 |
| SNB117-140 | 117 ~ 140 | 12.7 | 0.6 | 0.7 ~ 1.0 | 39.5 | 1 |
| SNB130-153 | 130 ~ 153 | 12.7 | 0.6 | 0.7 ~ 1.0 | 41.5 | 1 |
| SNB142-165 | 142 ~ 165 | 12.7 | 0.6 | 0.7 ~ 1.0 | 43.5 | 1 |
| SNB155-178 | 155 ~ 178 | 12.7 | 0.6 | 0.7 ~ 1.0 | 46.5 | 1 |
| SNB168-191 | 168 ~ 191 | 12.7 | 0.6 | 0.7 ~ 1.0 | 49 | 1 |
| SNB181-204 | 181 ~ 204 | 12.7 | 0.6 | 0.7 ~ 1.0 | 51 | 1 |
| SNB194-217 | 194 ~ 217 | 12.7 | 0.6 | 0.7 ~ 1.0 | 52.5 | 1 |
| SNB207-230 | 207 ~ 230 | 12.7 | 0.6 | 0.7 ~ 1.0 | 57 | 1 |
| SNB220-243 | 220 ~ 243 | 12.7 | 0.6 | 0.7 ~ 1.0 | 59.5 | 1 |
| SNB233-256 | 233 ~ 256 | 12.7 | 0.6 | 0.7 ~ 1.0 | 62.5 | 1 |
| SNB246-269 | 246 ~ 269 | 12.7 | 0.6 | 0.7 ~ 1.0 | 64 | 1 |
| SNB259-282 | 259 ~ 282 | 12.7 | 0.6 | 0.7 ~ 1.0 | 67.5 | 1 |
| SNB272-295 | 272 ~ 295 | 12.7 | 0.6 | 0.7 ~ 1.0 | 70 | 1 |
| SNB285-308 | 285 ~ 308 | 12.7 | 0.6 | 0.7 ~ 1.0 | 71 | 1 |

■ Recommended torque listed is for reference only; actual may differ. Assemble after testing torque.

SNB Strap required

| Suitable series | Suitable models | | | | | | Required |
|-----------------|-----------------|---------|---------|---------|---------|---------|----------|
| SSK series | SSK-S1 | SSK-160 | SSK-170 | SSK-200 | SSK-210 | SSK-250 | 2 |
| | SSK-280 | SSK-300 | SSK-350 | SSK-400 | SSK-530 | | |
| WGMB series | WGMB-1W | | | | | | 1 |

PKB series**POLE MOUNTING BELT**

PKB-10PM, 10P



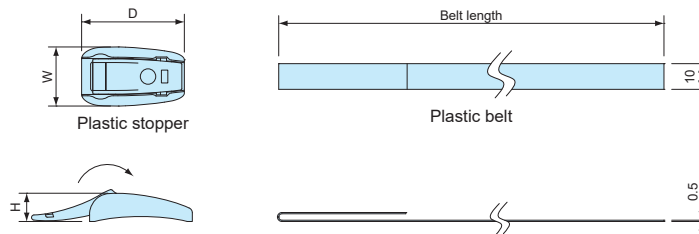
PKB-10S, 20S

- Pole mounting belt for attachment of enclosures with suitable pole mount brackets or construction onto poles.
- Designed for one time use only (not reusable).
- Strong stainless steel clamping type and easy installation plastic type are available.

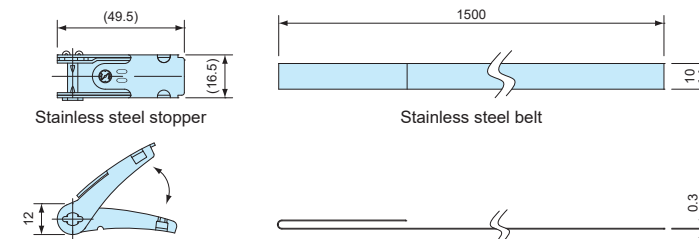
PKB dimensions

■ DXF/DWG/PDF drawings available on our website.

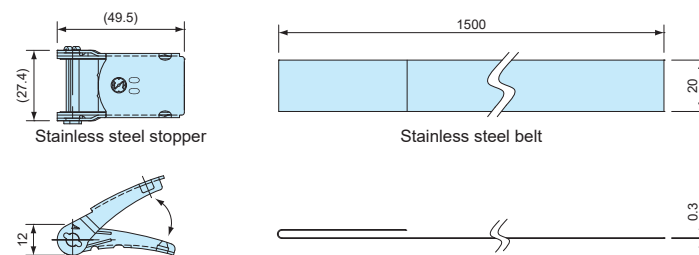
PKB-10PM, 10P



PKB-10S



PKB-20S

**Components**

| Part name | Material | Color / Finish |
|-----------|------------------------------|-------------------------------|
| Stopper | Stainless steel SUS304 • POM | Barrel finish • Black |
| Belt | Stainless steel SUS430 • PET | Bright annealed finish • Gray |

Product no. / Details

| Product no. | W | D | H | Belt length | Belt material | Tensile strength (horizontal) | Weight (g) | Pack of |
|-------------|----|----|----|-------------|------------------------|-------------------------------|------------|---------|
| PKB-10PM | 23 | 24 | 11 | 500 mm | PET | 0.8kN | 14 | 2 |
| PKB-10P | 23 | 40 | 11 | 1,500 mm | PET | 1.3kN | 31.8 | 2 |
| PKB-10S | — | — | — | 1,500 mm | Stainless steel SUS304 | 1.4kN | 101.6 | 2 |
| PKB-20S | — | — | — | 1,500 mm | Stainless steel SUS430 | 2.9kN | 182.2 | 2 |