





- IP68 relay box with easy screw connection with an integrated cable gland and terminal block structure.
- 3 and 4 ways type are available.
- A screw type wiring connection is adopted, allowing for easy installation and removal.
- 3P, 5P, 8P, 3WP, 4WP and 3LP pole models and no terminal model are available.
- Possible to adopt wide cable range with the optional sealing insert.
(See page Sealing insert - 2 for the details.)
- Screws may be screwed in firmly. Use a screwdriver with proper grip handles to loosen it.

| Technical Data |
|--|
| Protection class : IP68 0.5bar/3h (3 hour / 5m depth) |
| Operating temperature : -40°C ~ +125°C |
| EN60529 : 1991+A1 : 2000, EN60998-1 : 2004 compliant |



How to connect




Components

| No. | Part name | Pcs | Material | Color / Finish |
|-----|----------------|--------|------------------|----------------|
| 1 | Body | 1 | PA66GF (UL94V-2) | Black |
| 2 | Cover | 1 | PA66 • SEBS | Black • Green |
| 3 | Lock nut | 3 ~ 4 | PA66FV (UL94V-0) | Black |
| 4 | Sealing insert | 3 ~ 4 | TPE | Green |
| 5 | Terminal base | *1 | PA66 | Black |
| 6 | Terminal block | 1 | PA66GF (UL94V-0) | Brown |
| - | Terminal screw | 6 ~ 16 | Steel | Zinc plated |
| 7 | Cover screw | 4 | Stainless steel | Unfinished |

■ PA66 = Polyamide 66
■ PA66GF = Glass fiber filled polyamide 66

*Terminal base is not included in 3WP, 4WP, and no terminal models.



Accessories (Optional parts)

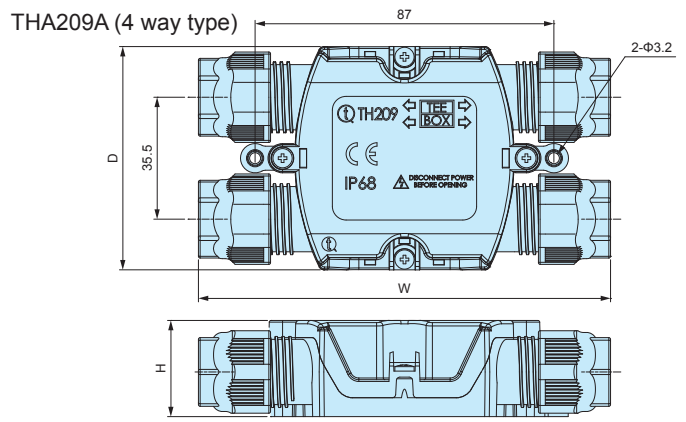
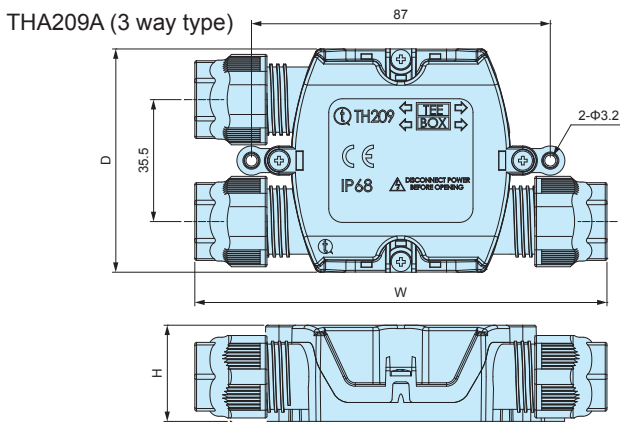
Sealing insert
See page Tool-5

Product no. / Details

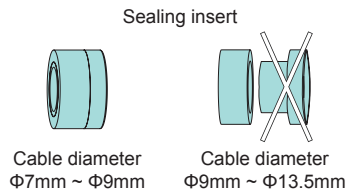
| Product no. | W | D | H | Number of poles | Ways | Cable range |
|-------------|-----|----|----|-----------------|------|-------------|
| THA209A-N | 120 | 65 | 28 | None | 3 | Φ7 ~ Φ13.5 |
| THA209B-N | 120 | 65 | 28 | None | 4 | Φ7 ~ Φ13.5 |
| THA209A-3P | 120 | 65 | 28 | 3P | 3 | Φ7 ~ Φ13.5 |
| THA209B-3P | 120 | 65 | 28 | 3P | 4 | Φ7 ~ Φ13.5 |
| THA209A-5P | 120 | 65 | 28 | 5P | 3 | Φ7 ~ Φ13.5 |
| THA209B-5P | 120 | 65 | 28 | 5P | 4 | Φ7 ~ Φ13.5 |
| THA209A-8P | 120 | 65 | 28 | 8P | 3 | Φ7 ~ Φ13.5 |
| THA209B-8P | 120 | 65 | 28 | 8P | 4 | Φ7 ~ Φ13.5 |
| THA209A-3WP | 120 | 65 | 28 | 3WP | 3 | Φ7 ~ Φ13.5 |
| THA209B-3WP | 120 | 65 | 28 | 3WP | 4 | Φ7 ~ Φ13.5 |
| THA209A-4WP | 120 | 65 | 28 | 4WP | 3 | Φ7 ~ Φ13.5 |
| THA209B-4WP | 120 | 65 | 28 | 4WP | 4 | Φ7 ~ Φ13.5 |
| THA209A-3LP | 120 | 65 | 28 | 3LP | 3 | Φ7 ~ Φ13.5 |
| THA209B-3LP | 120 | 65 | 28 | 3LP | 4 | Φ7 ~ Φ13.5 |

THA209 dimensions

DXF/DWG/PDF drawings available on our website.

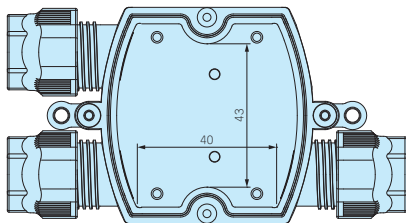


Applicable cable size range can be expanded by removing the inner sealing insert.


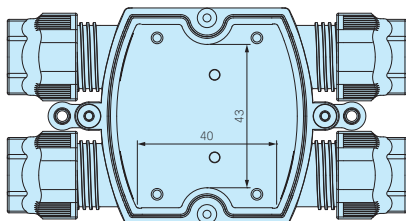


Terminal Block Diagram

THA209A-N (No terminal model)



THA209B-N (No terminal model)

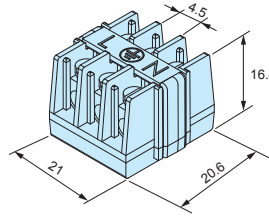
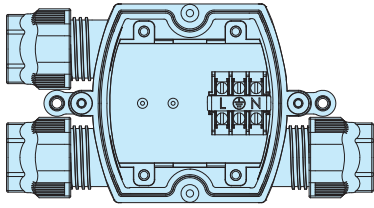


Installation example

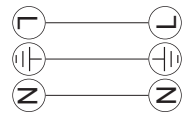
- No terminal model.
- Use when utilizing other terminals or connecting without terminal.

Terminal Block Diagram

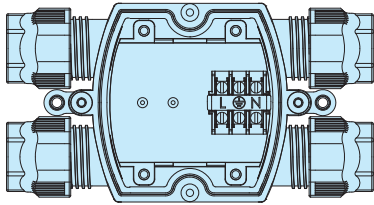
THA209A-3P



Wire Connection Diagram



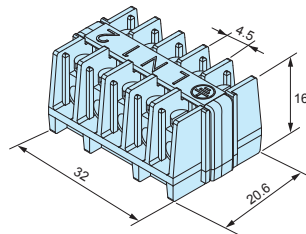
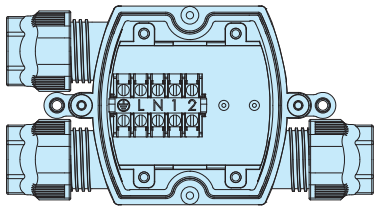
THA209B-3P



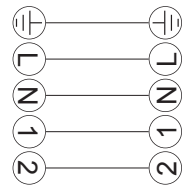
3P terminal block

| | |
|-------------------------|---|
| Rated voltage / current | AC450V / 24A |
| Applicable wire | Stranded wire 0.5mm ² ~ 2.5mm ² |
| Terminal screw | M3 minus head |

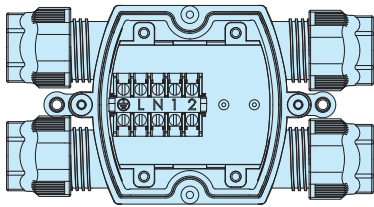
THA209A-5P



Wire Connection Diagram



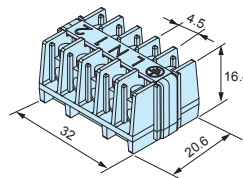

THA209B-5P



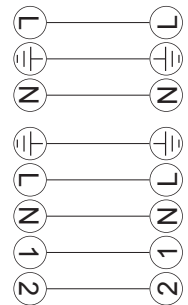
5P terminal block

| | |
|-------------------------|---|
| Rated voltage / current | AC450V / 24A |
| Applicable wire | Stranded wire 0.5mm ² ~ 2.5mm ² |
| Terminal screw | M3 minus head |

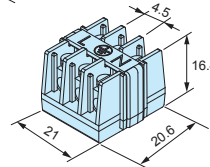

THA209A-8P



Wire Connection Diagram



THA209B-8P

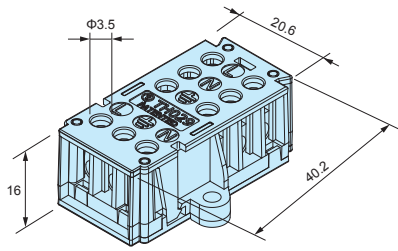
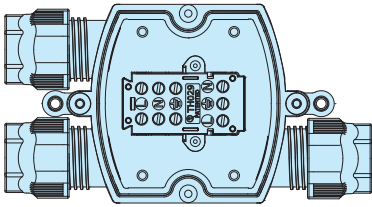


8P terminal block

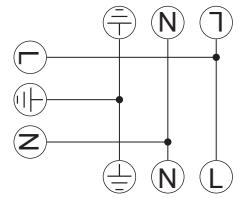
| | |
|-------------------------|---|
| Rated voltage / current | AC450V / 24A |
| Applicable wire | Stranded wire 0.5mm ² ~ 2.5mm ² |
| Terminal screw | M3 minus head |

■ 8P terminal block is composed by 3P and 5P blocks.

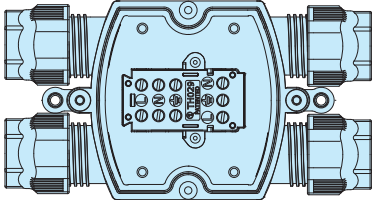
THA209A-3WP



Wire Connection Diagram



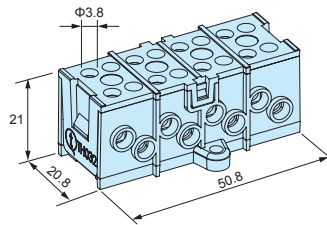
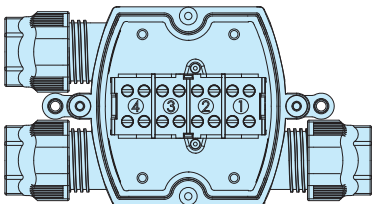
THA209B-3WP



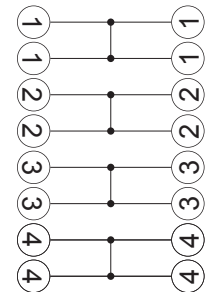
3WP terminal block

| | |
|-------------------------|--|
| Rated voltage / current | AC450V / 32A |
| Applicable wire | Max 4.0mm ² (stranded wire) |
| Terminal screw | M3 minus head |

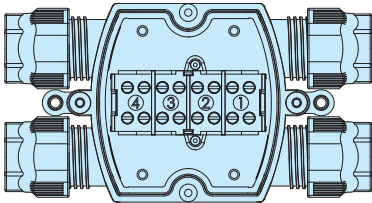
THA209A-4WP



Wire Connection Diagram



THA209B-4WP

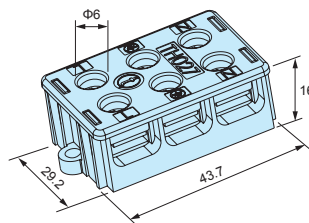



Two poles are divided into four.
(Each is common)

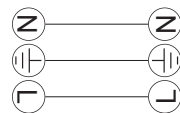
4WP terminal block

| | |
|-------------------------|--|
| Rated voltage / current | AC450V / 32A |
| Applicable wire | Max 4.0mm ² (stranded wire) |
| Terminal screw | M3 minus head |

THA209A-3LP




Wire Connection Diagram



Max 6.0mm² stranded wire can be connected.
Multiple wires can be branched.


THA209B-3LP



3LP terminal block

| | |
|-------------------------|--|
| Rated voltage / current | AC450V / 41A |
| Applicable wire | Max 6.0mm ² (stranded wire) |
| Terminal screw | M3.5 plus head |

SEALING INSERT for THA • THB • THS



- Optional sealing insert for THA209, THB387L, 387LE, 389, 389E, 390, 399Y, 400, 402T, 405, 406, THS389 and 389E.
(Not applicable to be used for THB381, 381E, 387, 387E, 391 and 392 series.)
- Recommended to be used to change the compatible wire diameter, or for installation of multiple wires.
- 6000087LF cap can be used to prevent the rubber bushing from protruding, as well as stabilizing the waterproof performance when using wire of diameter 7.0mm or smaller.

Product no. / Details

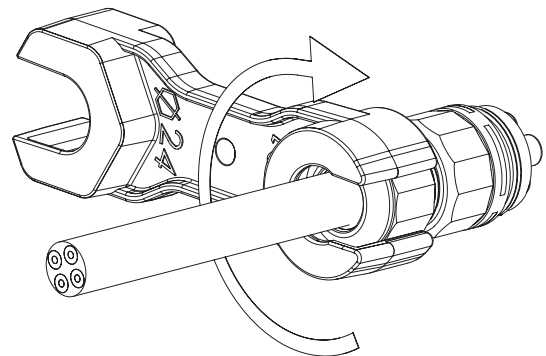
| Product no. | Appearance | Cable range | Material | Pack of |
|-------------|------------|--|-----------|---------|
| 600013700 | | Blind insert without hole | TPE | 10 |
| 600012700 | | 11mm × 5.5mm | TPE | 10 |
| 600037000 | | Φ4.0 ~ Φ6.5mm | TPE • POM | 10 each |
| 604001100 | | Φ5.5 ~ Φ9.5mm Use fixing cap for cables sized Φ7.0mm or smaller | TPE • POM | 10 each |
| 600013600 | | Φ2.0 ~ Φ4.0mm | TPE • POM | 10 each |
| 600012500 | | Φ2.0 ~ Φ4.0mm | TPE • POM | 10 each |
| 600030600 | | Φ4.5 ~ Φ6.0mm | TPE | 10 |
| 600012600 | | Φ2.0 ~ Φ4.0mm | TPE | 10 |
| 600018200 | | Φ2.0 ~ Φ3.5mm | TPE | 10 |
| 600022400 | | Φ2.5 ~ Φ3.5mm | TPE | 10 |
| 6000087LF | | Cap for cables sized Φ7.0mm or smaller | POM | 10 |

■ 6000087LF cap cannot be used with 600030600 and 600022400

EXCLUSIVE TIGHTENING TOOL for THB • THS



How to use



■ Dedicated locking tool for tightening of the cable gland cap.

Product no. / Details

| Product no. | Material / Color | Suitable models |
|-------------|------------------|--|
| 6000337BC | PA66GF / Black | THB387 • 387E • 387L • 387LE • 389 • 389E • 390 • 390T • 391 • 392 • 399Y • 400 • 402T • 405 • 406 • THS389 • 389E |

■ PA66GF = Glass fiber filled polyamide 66