


MT series

MOUNTING SCREW for NK • NKK



- Mounting screws for installation of NKAP panel onto NK • NKK series.
- See NKAP drawings on our website for suitable screw size.


Product no. / Dimensions

Product no.	M	L	Details	Pack of
MT3-10T	3	10	Washer head self-tapping screw	10
MT3.5-10T	3.5	10	Panhead self-tapping screw + Washer	10 each

Material : Stainless steel

CUSTOMIZATION on ALUMINIUM PANEL

- Customization services such as punching press, laser cutting, digital inkjet printing, silkscreen printing, and engraving on NKAP panel are available.
- Custom colors can also be performed either through anodization, or painting.



- Self-clinching Standoff/Stud/Nut or Welded Fastener customization is available.

- An original control panel with machined aluminum panel and overlay sheet can be manufactured.



NKAP series

ALUMINIUM PANEL for NK·NKK



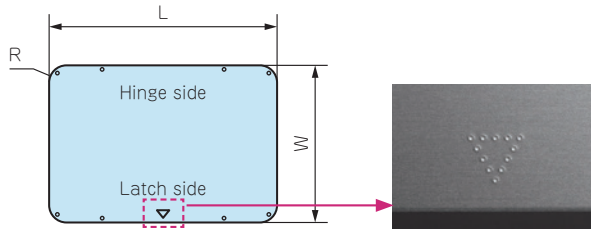
- Optional aluminium panel can be used as a controller control / display, measuring device, transmitter, and so on.

NKAP dimensions

DXF/DWG/PDF drawings available on our website.

NK · NKK series

Required screws vary based on size.



※Install panel with ▽ marking towards the latch.

Components

No.	Part name	Material
1	Panel	Aluminium A1100P (Silver anodized)
2	Screw	Stainless steel

- Screws are not included on NKAP963 ~ NKAP975 models. Use the screws included in NKAP-KIT series. See page NKAP-KIT-1 ~ NKAP-KIT-2 for further details.

Product no. / Dimensions

Product no.	Suitable model	Thickness	L	W	R	▽ marking	Screw pcs	Inventory type	Weight(g)
NKAP903	NK903 Base side	1.5	198.5	136.5	15	—	4	In stock	109
NKAP904	NK904 Base side	1.5	226	163.5	18	—	4	In stock	149
NKAP905	NK/NKK905 Base side	1.5	257	207	21.5	—	4	In stock	214
NEW NKAP905C	NK/NKK905 Lid side	1.5	247.8	197	17	—	4	BTO (built to order)	195
NKAP908	NK/NKK908 Base side	1.5	250.9	200.1	18	—	4	In stock	203
NEW NKAP908C	NK/NKK908 Lid side	1.5	244.1	193.3	14	—	4	BTO (built to order)	189
NKAP909	NK909 Base side	1.5	304.7	190.4	18	—	4	In stock	234
NEW NKAP909C	NK909 Lid side	1.5	298.1	183.8	14	—	4	BTO (built to order)	219
NKAP910	NK910 Base side	2	346	244.5	17	—	4	In stock	452
NEW NKAP910C	NK910 Lid side	1.5	339.5	238	14	—	4	BTO (built to order)	329
NKAP915	NK/NKK915 Base side	2	364.5	252	28	○	8	In stock	496
NEW NKAP915C	NK/NKK915 Lid side	2	357.5	243.8	23.5	—	8	BTO (built to order)	465
NKAP918	NK/NKK918 Base side	2	397.5	268.5	27	—	8	In stock	574
NEW NKAP918C	NK/NKK918 Lid side	2	389.8	260.8	23.5	—	8	BTO (built to order)	541
NKAP920	NK/NKK920 Base side	2	399.5	285	28	○	8	In stock	606
NEW NKAP920C	NK/NKK920 Lid side	2	389.9	275.5	23.5	—	8	BTO (built to order)	572
NKAP923	NK/NKK923 Base side	2	446.3	309.1	28	—	8	In stock	737
NEW NKAP923C	NK/NKK923 Lid side	2	438.3	301.1	23.5	—	8	BTO (built to order)	704
NKAP925	NK/NKK925 Base side	2	451.5	318	28	○	8	In stock	760
NEW NKAP925C	NK/NKK925 Lid side	2	440.3	307	23.5	—	8	BTO (built to order)	720
NKAP930	NK/NKK930 Base side	2	476	350.5	27	○	8	In stock	880
NEW NKAP930C	NK/NKK930 Lid side	2	465.7	340	23.5	—	8	BTO (built to order)	841
NKAP933	NK/NKK933 Base side	2	477.5	352	27	—	8	In stock	908
NEW NKAP933C	NK/NKK933 Lid side	2	467.8	342	23.5	—	8	BTO (built to order)	851
NKAP935	NK/NKK935 Base side	2	535	301.5	26.5	○	8	In stock	855
NEW NKAP935C	NK/NKK935 Lid side	2	524.2	290.4	23.5	—	8	BTO (built to order)	810
NEW NKAP938	NK/NKK938 Base side	2	566.2	337.6	27	—	10	In stock	1,017
NEW NKAP938C	NK/NKK938 Lid side	2	558.3	329.7	23.5	—	10	BTO (built to order)	981
NKAP940	NK/NKK940 Base side	2	526.5	374	27	○	10	In stock	1,050
NEW NKAP940C	NK/NKK940 Lid side	2	516.3	363.9	23.5	—	10	BTO (built to order)	1,000
NKAP945	NK/NKK945 Base side	2	576.5	450	26.5	○	10	In stock	1,395
NEW NKAP945C	NK/NKK945 Lid side	2	570	443	23.5	—	10	BTO (built to order)	1,342
NKAP950	NK/NKK950 Base side	2	540.8	409.1	27	—	10	In stock	1,179
NEW NKAP950C	NK/NKK950 Lid side	2	530	398.6	23.5	—	10	BTO (built to order)	1,120
NKAP960	NK/NKK960 Base side	2	579.7	454.2	27	—	10	In stock	1,402
NEW NKAP960C	NK/NKK960 Lid side	2	568.7	443.3	23.5	—	10	BTO (built to order)	1,336
NEW NKAP963	NK/NKK963 Base side	2	742.4	463	23.2	—	—	BTO (built to order)	1,786
NEW NKAP970	NK970 Base side	2	620.2	620.2	23	○	—	BTO (built to order)	1,991
NEW NKAP970C	NK970 Lid side	2	622.6	622.6	23.8	○	—	BTO (built to order)	1,966
NEW NKAP975	NK975 Base side	2	760.5	538.2	23.5	—	—	BTO (built to order)	2,156
NEW NKAP975C	NK975 Lid side	2	760.4	538.2	23.5	—	—	BTO (built to order)	2,155

■ For BTO (built-to-order) models, production lead time required will be 5 business days after payment confirmation.

NKAP-KIT PANEL INSTALLATION KIT for NK•NKK ★ ★ NEW



- Panel installation kit for NK • NKK963, NK970, and NK975 models.
For installation of NKAP panels onto NK • NKK963, NK970, and NK975 models that do not have mounting bosses.
- Use included drill bit to drill mounting holes ※ Use electric screw driver for drilling the holes.
Waterproofing ability will be lost once holes are drilled.
※Drilling is to be performed by customer.
※Kit cannot be mounted on cover side of NK • NKK963 model.

Components

No.	Part name	Pcs
1	Panel installation parts	20
2	Screw	40
3	Drill bit	1
4	Hole guide	1

Product no. / Dimensions

Product no.	Included parts
NKAP-KIT	1 set (Installation parts x 20 pcs, Screw x 40 pcs, Bit x 1 pc, and Guide x 1)


- Guide markings for drilling holes are located on the case.



How to install panel with panel mount kit


■ Prepare electric screw driver and a manual Phillips (plus) screw driver.

■ Check the installation video from QR code.



1

Confirm the mounting positions. ○



2

Fit the hole guide to the guide marking.



3

Drill the hole using included drill bit while attaching the hole guide on the case.



4

After the hole is drilled, insert the screw from the exterior side.



5

Attach the installation parts to the inserted screw. (Place the insert nut upward.)



6

Tighten the screw firmly.
(Recommended torque : 0.8 ~ 1.0 N · m)



7

Place the panel on the panel mount part and tighten the mount screw.



8

Tighten all the mount screws.