


EM series

PCB MOUNTING SCREW



- Self-tapping screws for mounting PCB on bosses or standoffs.
- EM-3-6 self-tapping screws are suitable for mounting 1.6mm or thicker PCB.

Product no. / Dimensions

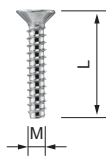
Product no.	M	L	Material	Finish	Suitable models	Pack of
EM-1.6	1.6	4	Steel	Trivalent chromate	CSS • CS WC • PS (M1.6 boss models)	50
EM-2	2	5	Steel	Trivalent chromate	SIC • SIM • WC • PS • TW • TWN • TWF PF • WC • WP (M2 boss models)	50
EM-2.3	2.3	6	Steel	Trivalent chromate	WH • LC • LCT • LCS • LCE • PFE WSC (Top cover bosses) PF • PFF (M2.3 boss models) TW • TWN • TWF (M2.3 boss models) WP (M2.3 boss models)	50
EM-2.3-8	2.3	8	Steel	Trivalent chromate	WSC (Bottom base bosses)	50
EM-2.6	2.6	6	Steel	Trivalent chromate	PF • PFF • WP (M2.6 boss models)	50
EM-3	3	5	Steel	Trivalent chromate	TWS • TW • TWN • TWF (M3 boss models)	50
EM-3-6	3	6	Steel	Trivalent chromate		50

MR series

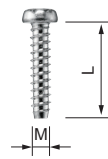
TORX SCREW



Flat head



Pan head



With pin



★ Without pin



★ : MR1.6-6S, MR-2S, MR2.6-10□, and MR3-14□ are without pin.

- Self-tapping torx screws for securing of the enclosure.

Product no. / Dimensions

★ Mark = Without pin

Product no.	M	L	head no.	Head style	Material	Finish	Suitable models	Pack of
MR1.6-6S★	1.6	6	T3	Pan	Steel	Nickel plated	CSS • CS	20
MR2.5-8PS	2.5	8	T8	Pan	Steel	Nickel plated	PF • PFE • PFF (M2.5 size)	20
MR2.6-10S★	2.6	10	T8	Flat	Steel	Nickel plated	TW • TWN (M2.6 size) TWF (M2.6 size)	20
MR2.6-10B★	2.6	10	T8	Flat	Steel	Black trivalent chromate	MX • MXA • MXB • MXF (M2.6 size)	20
MR2.6-12PS	2.6	12	T8	Pan	Steel	Nickel plated	LCT • LCS • LC115-F2 / F3 LCT • LCS • LC145S-F6	20
MR2.6-14PS	2.6	14	T8	Pan	Steel	Nickel plated	LCT • LCS • LC115H-F2 / F3 / M2 / 9V LCT • LCS • LC135-F4 / M2 / M3 / 9V LCT • LCS • LC135H-F4 / M2 / M3 / 9V LCT • LCS • LC145-F6 / M2 / M4 LCT • LCS • LC145H-F6 / M2 / M4 LCT • LCS • LC165-M4 LCT • LCS • LC165H-M4	20
MR2.6-14S	2.6	14	T8	Flat	Steel	Nickel plated	LCT • LCS • LC115-N / F2 / F3 LCT • LCS • LC145S-F6 / 145S-N LCE115-N TW • TWN7-2-11 / 7-4-11 / 7-5-11 TWF7-2-11 / 7-4-11 / 7-5-11 / 8-2-8 / 8-4-8	20
MR2.6-18S	2.6	18	T8	Flat	Steel	Nickel plated	LCT • LCS • LC115H-N / F2 / F3 / M2 / 9V LCT • LCS • LC135-N / F4 / M2 / M3 / 9V LCT • LCS • LC135H-N / F4 / M2 / M3 / 9V LCT • LCS • LC145-N / F6 / M2 / M4 LCT • LCS • LC145H-N / F6 / M2 / M4 LCT • LCS • LC165-N / M4 LCT • LCS • LC165H-N / M4 LCE115H-N • LCE135-N • LCE145H-N • LCE165H-N	20
MR3-8PS	3	8	T10	Pan	Steel	Nickel plated	PF • PFE • PFF (M3 size)	20
MR3-14S★	3	14	T10	Flat	Steel	Nickel plated	TW • TWN (M3 size) TWF (M3 size)	20
MR3-14B★	3	14	T10	Flat	Steel	Black trivalent chromate	MX • MXA • MXB • MXF (M3 size)	20
MR-1S	3	5	T10	Flat	Steel	Nickel plated	UC	20
MR-1B	3	5	T10	Flat	Steel	Black trivalent chromate		20