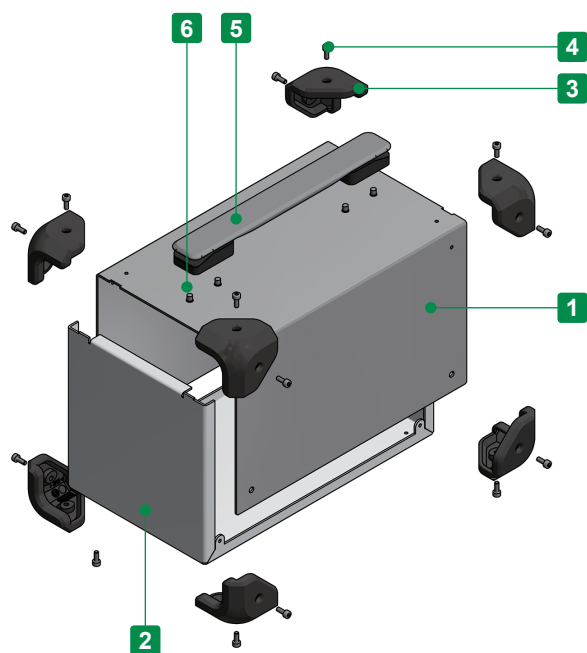
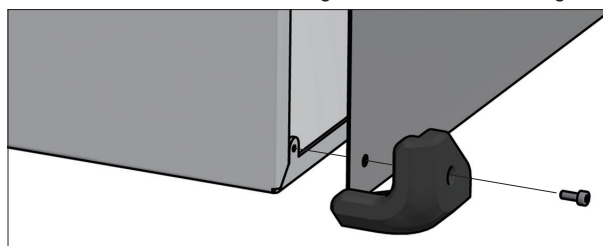




Conductive



- Adjustable sizes available in 1mm intervals, with W dimension from 150 ~ 500mm, D dimension from 150 ~ 400mm, and H dimension from 80 ~ 250mm.
- Custom sized stainless steel case with shockproof and anti-slip elastomer corner guards.
- Corner guards are available in 4 different color variations.
- Customizable with, and without carrying handles.
- SUS304 stainless steel allows the enclosure to be conductive.
- Stainless steel case and corner guard with screw fastening.



Components

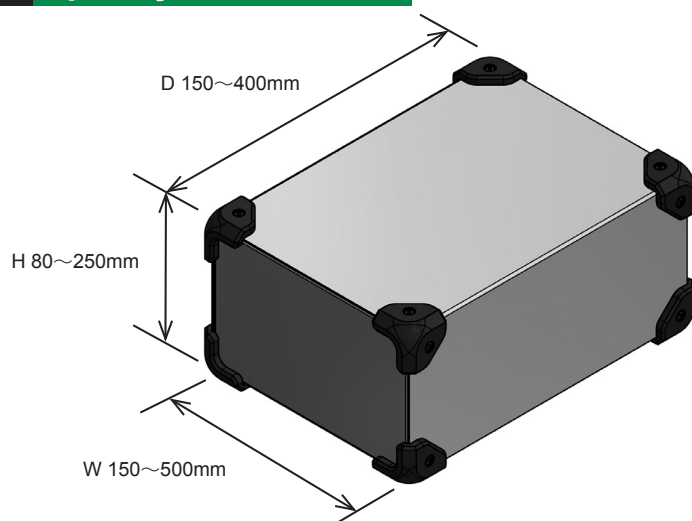
No.	Part name	Pcs	Material	Color / Finish
1	Top Cover	1	Stainless steel SUS304	Bright annealed (BA)
2	Base	1	Stainless steel SUS304	Bright annealed (BA)
3	Corner guard	8	TPE	Black • Gray • Navy • Red
4	Case / Corner guard screw (Hexagonal M4-8)	16 / 18 / 20	Stainless steel	Unfinished
5	Carrying handle	1	PU • PA6 • ABS • Steel	Black • Gray
6	Carrying handle screw (M5-8)	4	Steel	Trivalent chromate

■ Hexagonal wrench included.

■ No. 5 and 6 are available for carrying handle types only.

1 Specify Dimensions

Specify dimensions in 1mm intervals.



Caution

- W, H and D dimensions are external dimensions of stainless steel case only.
(Exclude corner guard dimensions)
- Refer to the chart on page MCGS-3 for available dimensions.
- Carrying handle is set to the center of top face.
(Carrying handle is not available for D length of 224mm and smaller.)

2 Select Color Type

Code	B Black	G Gray	N Navy	R Red
Color				

3 Select Handle Type

- Carrying handle model is not available for D length of 224mm and smaller.

Black handle [B]



Gray handle [G]



No handle [N]



Confirm Product No.

Confirm an assigned product number in the following order format as below.

Product no. MCGS

- - -
 W H D Color code Handle Type

Example : W = 222 mm, H = 111 mm, D = 333 mm, Red color Corner Guard with Black handle

MCGS 222 - 111 - 333 R - B

Lead time

Custom Size Only
Custom Size + Hole Milling

9 business days (1 ~ 10 pcs)
10 business days (1 ~ 10 pcs)

Order Inquiry

For more information, contact us here at sales@takachi-el.co.jp

MCGS Size Chart

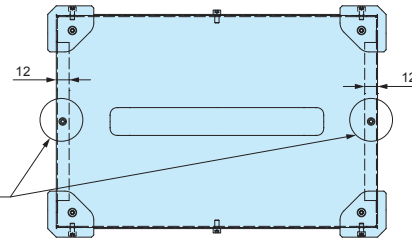
Refer to the below chart for available sizes.

■ [—] sizes are not available.

■ Models with carrying handle, and W dimension of 200mm or larger requires 2 additional screws for assembly.

W	H	D	16 screw fixing points						18 screw fixing points			
			150~174	175~199	200~224	225~249	250~274	275~299	300~324	325~349	350~374	375~400
150~199	80~99	100~124	○	○	○	○	○	○	○	○	○	○
		125~149	○	○	○	○	○	○	○	○	○	○
200~249	80~99	100~124	○	○	○	○	○	○	○	○	○	○
		125~149	○	○	○	○	○	○	○	○	○	○
		150~174	—	—	○	○	○	○	○	○	○	○
		175~199	—	—	—	○	○	○	○	○	○	○
		200~224	—	—	—	—	○	○	○	○	○	○
250~299	80~99	100~124	○	○	○	○	○	○	○	○	○	○
		125~149	○	○	○	○	○	○	○	○	○	○
		150~174	—	—	○	○	○	○	○	○	○	○
		175~199	—	—	—	○	○	○	○	○	○	○
		200~224	—	—	—	—	○	○	○	○	○	○
		225~250	—	—	—	—	—	○	○	○	○	○
300~349	80~99	100~124	○	○	○	○	○	○	○	○	○	○
		125~149	○	○	○	○	○	○	○	○	○	○
		150~174	—	—	○	○	○	○	○	○	○	○
		175~199	—	—	—	○	○	○	○	○	○	○
		200~224	—	—	—	—	○	○	○	○	○	○
		225~250	—	—	—	—	—	○	○	○	○	○
		250~274	—	—	—	—	—	○	○	○	○	○
350~399	80~99	100~124	○	○	○	○	○	○	○	○	○	○
		125~149	○	○	○	○	○	○	○	○	○	○
		150~174	—	—	○	○	○	○	○	○	○	○
		175~199	—	—	—	○	○	○	○	○	○	○
		200~224	—	—	—	—	○	○	○	○	○	○
		225~250	—	—	—	—	—	○	○	○	○	○
		250~274	—	—	—	—	—	○	○	○	○	○
400~449	80~99	100~124	○	○	○	○	○	○	○	○	○	○
		125~149	○	○	○	○	○	○	○	○	○	○
		150~174	—	—	○	○	○	○	○	○	○	○
		175~199	—	—	—	○	○	○	○	○	○	○
		200~224	—	—	—	—	○	○	○	○	○	○
		225~250	—	—	—	—	—	○	○	○	○	○
		250~274	—	—	—	—	—	○	○	○	○	○
450~500	80~99	100~124	○	○	○	○	○	○	○	○	○	○
		125~149	○	○	○	○	○	○	○	○	○	○
		150~174	—	—	○	○	○	○	○	○	○	○
		175~199	—	—	—	○	○	○	○	○	○	○
		200~224	—	—	—	—	○	○	○	○	○	○
		225~250	—	—	—	—	—	○	○	○	○	○
		250~274	—	—	—	—	—	○	○	○	○	○


■ Carrying handle model is not available for D length of 224mm and smaller.




Technical drawing of a rectangular plate with dimensions and mounting details. The plate has a width of 43 and a height of 10. The mounting holes are spaced 200 apart. The plate is shown with a top view and a side view. The side view shows a thickness of 12. The mounting holes are labeled D-70mm and D 150~400mm. The overall dimensions are D+16.

CUSTOMIZATION EXAMPLE

PUNCH PRESS



INKJET PRINTING



SELF CLINCHING STANDOFF

