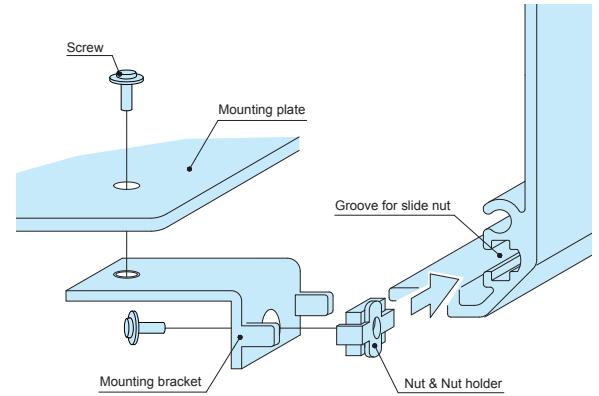



FCSC SERIES

CUSTOM SIZED ALUMINIUM MOUNTING PLATE for FCS • FCWS



How to assemble

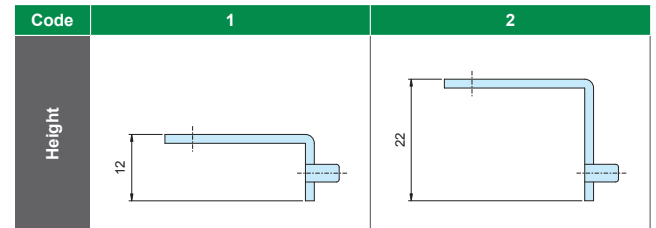
- ① Slide a M3 Nut and Nut holder into the groove on the FCS • FCWS frame.
- ② Screw the mounting bracket into the nut holder.
- ③ Screw the mounting plate onto the mounting bracket.

- Custom sized mounting plate can be made for FCS • FCWS custom sized box.
- Mounting bracket is selectable in 2 types: [1] H = 12mm, or [2] H = 22mm.
- **Not suitable for FCS□-□-38 or FCWS□-□-38 models. (H = 37.9mm)**
- Use 22mm height type when used in the FCWS series, open/close panel side.

Components

No.	Part name	Material	Color / Finish
1	Mounting plate	Aluminium A1050P	Unfinished
2	Mounting bracket	Steel SECC	Zinc coated
3	M3 Nut	Steel SPCC	Trivalent chromate
4	Nut holder	POM	Black
5	Screw	Steel M3-6	Trivalent chromate

Select Bracket Height



Confirm Product No. Specify box dimensions and bracket height.

Product no. FCSC - -
 Box W dimension Box D dimension Bracket height
 (1 or 2)

Example : Box W dimension = 450 mm, Box D dimension = 200 mm and Mounting Bracket type [1] H = 12mm.

FCSC - -

Lead time

Custom Size Only 4 business days (1 ~ 10 pcs)
 Custom Size + Hole Milling 8 business days (1 ~ 10 pcs)

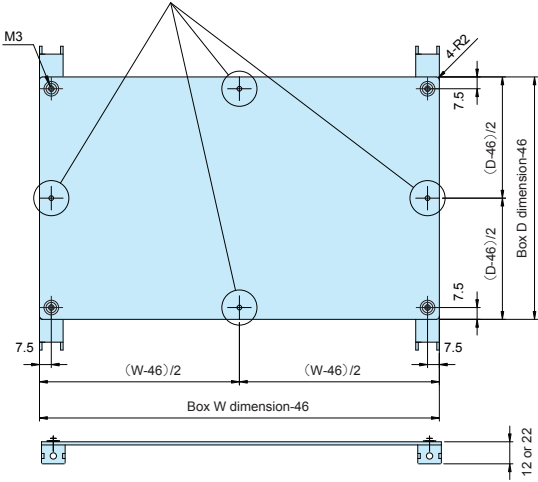
Order Inquiry

For more information, contact us here at sales@takachi-el.co.jp

FCSC dimensions

Available dimensions range : W = 76~1000mm x D = 76~1000mm

※Caution For W and D dimensions larger than 300mm, 2 additional mounting holes will be added.
 For W and D dimensions = 600mm, 4 additional mounting holes will be added.)

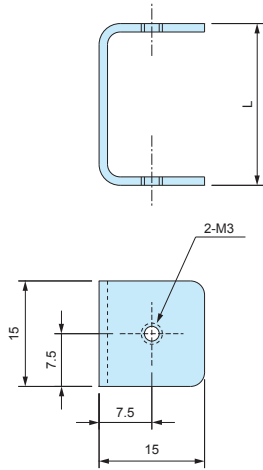


Box W dimension	Box D dimension	Number of holes
76~ 399mm	76~ 399mm	4
76~ 399mm	400~1000mm	6
400~1000mm	76~ 399mm	6
400~1000mm	400~1000mm	8

Included screws: M3-6 pan head trivalent chromate with flat washer x 8 pcs

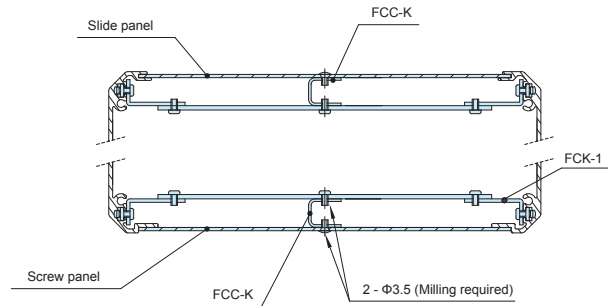
FCC-K SERIES

MOUNTING PLATE REINFORCING BRACKET



- Recommended to be used when a heavy load is attached onto the mounting plate.
- Requires 2 - $\Phi 3.5$ hole milling on the mounting plate for installation.
- Can be freely installed based on your requirements.
- Not suitable for FCS□-□-38 or FCWS□-□-38 models. (H = 37.9mm)
- Use FCC-K-1 for the mounting plate with FCK-1 brackets and use FCC-K-2 for the mounting plate with FCK-2 brackets.

INSTALLATION EXAMPLE



Product no. / Dimensions

Product no.	L	Matching bracket	Pack of
FCC-K-1	13	FCK-1	2
FCC-K-2	23	FCK-2	2

Included screws : M3-6 pan head trivalent chromate with flat washer x 2 pcs
 M3-5 slotted raised countersunk nickel plated / black trivalent chromate x 2 pcs each

MR3-5Z SERIES

SLOTTED RAISED COUNTERSUNK TORX SCREW



- For use with panels.
- Recommended for aesthetic purposes, or for resistance against tampering.
- Requires the use of a specialized screwdriver.

Product no. / Dimensions

Product no.	M	L	TORX head no.	Material	Color / Finish	Pack of
MR3-5ZS	3	5	T10	Steel	Nickel plated	20
MR3-5ZB	3	5	T10	Steel	Black trivalent chromate	20