

Technical Data

Protection class : IP65
 ■ Not suitable for environments with direct rainfall.
 *IP65 protection is not applicable if D = 400mm or more.
 Operating temperature: -10°C ~ +60°C

- IP65 is made possible by the sealing of between Top/ Bottom covers and end panels with gaskets.
- Selectable in 13 different Width/Height types, with adjustable length (depth) in 1mm intervals from 40 to 500mm.
- 6 different color combinations possible by combining a black or silver Top/Bottom covers with 3 different panel colors.

Included screws
 EXWS69-□, 89-□ models : M2.5-8 x 8 pcs
 EXWS116-□, 151-□ models : M3-10 x 8 pcs
 ※Hexagonal wrench included.

Components

No.	Part name	Pcs	Material	Color / Finish
1	Panel	2	PC+ABS Flame-resistant	Black • Gray / Unpainted Navy / Painted
2	Top cover	1	Extruded aluminium A6063S-T5	Silver • Black / Anodized with clear coating
3	Bottom cover	1	Extruded aluminium A6063S-T5	Silver • Black / Anodized with clear coating
4	Panel gasket	2	Silicone	Charcoal gray*
5	Cover gasket	2	Silicone sponge	White gray
6	Screw (Hexagonal)	8	Stainless steel	Unfinished

- See page EX-Cover-1 ~ EX-Cover-4 for Top / Bottom cover dimensions.
- Dark gray and black color panel gasket will be changed to charcoal gray upon depletion of inventory.

Lead Time

Custom Size Only
 Custom Size + Hole Milling

4 business days (1 ~ 3 pcs)
 9 business days (1 ~ 3 pcs)

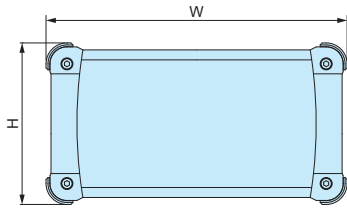
Order Inquiry

For more information, contact us here at sales@takachi-el.co.jp

1 Dimensions

To select W-H dimensions from the table below, and D length in 1mm intervals.

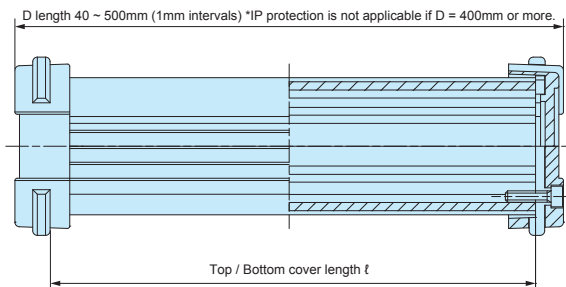
Width-Height dimensions



W-H No.	W	H
69- 34	69	34
69- 44	69	44
69- 59	69	59
89- 39	89	39
89- 49	89	49
89- 64	89	64
116- 41	116	41

W-H No.	W	H
116- 56	116	56
116- 71	116	71
151- 46	151	46
151- 61	151	61
151- 81	151	81
151-101	151	101

D length



W-H No.	ℓ
69-□	D-11
89-□	D-12
116-□	D-13
151-□	D-13

- D length can be requested in 0.1mm intervals, but with higher tolerances (±0.3mm).
- *D length may vary due to expansion and contraction of gasket from screw tightening

■ See page EX-Cover-1 ~ EX-Cover-4 for Top/Bottom cover dimensions.

2 Color

To select color code from the table below.

Panel color : Black • Gray / Unpainted - Navy / Painted

Code	S B Silver / Black	S G Silver / Gray	S N Silver / Navy
Color			
Code	B B Black / Black	B G Black / Gray	B N Black / Navy
Color			

Product Number

To determine a product number, fill W-H, D length and select Color code in the following blank boxes.

Product no. EXWS -

1 W-H
1 D length
2 Color code

Numbering example: W-H:116-56 x D:345 and SN color code ➔ **EXWS116-56-345SN**

CUSTOM SIZE WEB QUOTATION

Send your inquiry via our online form now!

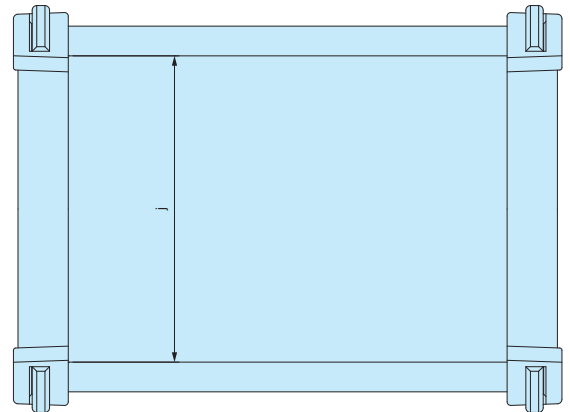
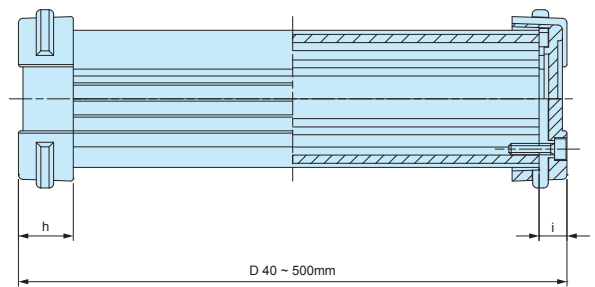
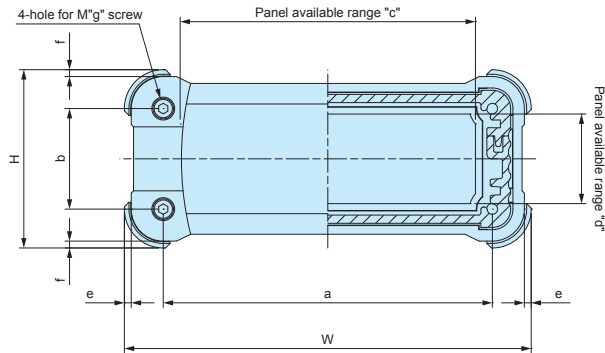
Visit the EXWS product page on our website, click on the "CUSTOM SIZE WEB QUOTATION" button, and fill in the required details.

The product number will be generated, and once your information have been filled in, simply click on SUBMIT and await for our sales team's contact!

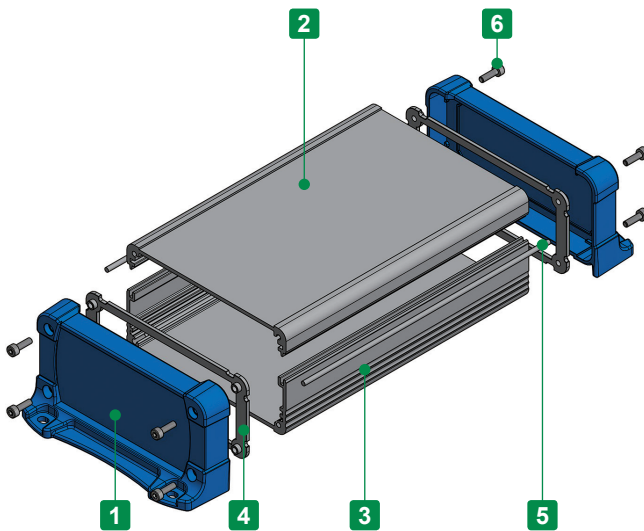


EXWS dimensions

■ DXF/DWG/PDF drawings available on our website.



Product no.	W	H	a	b	c	d	e	f	g	h	i	j
EXWS 69- 34-□	69	34	52	17	46	16	1.5	1.5	2.5	12	6	47
EXWS 69- 44-□	69	44	52	27	46	26	1.5	1.5	2.5	12	6	47
EXWS 69- 59-□	69	59	52	42	46	41	1.5	1.5	2.5	12	6	47
EXWS 89- 39-□	89	39	72	22	65.8	20	1.5	1.5	2.5	12	6.5	67
EXWS 89- 49-□	89	49	72	32	65.8	30	1.5	1.5	2.5	12	6.5	67
EXWS 89- 64-□	89	64	72	47	65.8	45	1.5	1.5	2.5	12	6.5	67
EXWS116- 41-□	116	41	95	20	89.6	18	1.75	1.75	3	16	7	89
EXWS116- 56-□	116	56	95	35	89.6	33	1.75	1.75	3	16	7	89
EXWS116- 71-□	116	71	95	50	89.6	48	1.75	1.75	3	16	7	89
EXWS151- 46-□	151	46	130	25	103.4	18.2	1.75	1.75	3	18	7	124
EXWS151- 61-□	151	61	130	40	103.4	33.2	1.75	1.75	3	18	7	124
EXWS151- 81-□	151	81	130	60	103.4	53.2	1.75	1.75	3	18	7	124
EXWS151-101-□	151	101	130	80	103.4	73.2	1.75	1.75	3	18	7	124



Technical Data

Protection class : IP65 / IP54 *Protection class varies by size.
 ■ **Not suitable for environments with direct rainfall.**
 *IP protection is not applicable if D = 400mm or more.
 Operating temperature: -10°C ~ +60°C

- IP65 / IP54 is made possible by the sealing of between Top/ Bottom covers and flanged panels with gaskets.
- Selectable in 22 different Width/Height types, with adjustable length (depth) in 1mm intervals from 40 to 500mm.
- 6 different color combinations possible by combining a black or silver Top/Bottom covers with 3 different flanged panel colors.

Included screws
 EXWFS66-□, 86-□ models : M2.5-8 x 8 pcs
 EXWFS113-□, 148-□ models : M3-10 x 8 pcs
 EXWFS195-□ models : M4-12 x 8 pcs
 EXWFS240-□, 298-□ models : M5-12 x 8 pcs
 ※Hexagonal wrench included.

Components

No.	Part name	Pcs	Material	Color / Finish
1	Flanged panel	2	PC+ABS Flame-resistant	Black • Gray / Unpainted Navy / Painted
2	Top cover	1	Extruded aluminium A6063S-T5	Silver • Black / Anodized with clear coating
3	Bottom cover	1	Extruded aluminium A6063S-T5	Silver • Black / Anodized with clear coating
4	Panel gasket	2	Silicone • EPDM sponge	Black
5	Cover gasket	2	Silicone sponge	White gray
6	Screw (Hexagonal)	8	Stainless steel	Unfinished
—	O-ring	8	NBR	Black

- See page EX-Cover-1 ~ EX-Cover-4 for Top / Bottom cover dimensions.
- Panel gasket material : Silicone : EXWFS66-□ ~ 148-□ models • EPDM sponge : EXWFS195-□ ~ 298-□ models.
- O-ring is only available for EXWFS195-□, 240-□, and 298-□ models.

Lead Time

Custom Size Only 4 business days (1 ~ 3 pcs)
 Custom Size + Hole Milling 9 business days (1 ~ 3 pcs)

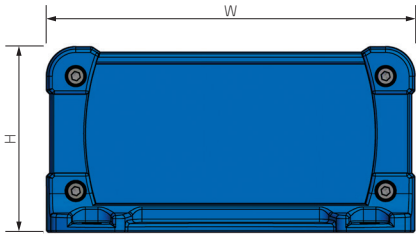
Order Inquiry

For more information, contact us here at sales@takachi-el.co.jp

1 Dimensions

To select W-H dimensions from the table below, and D length in 1mm intervals.

Width-Height dimensions

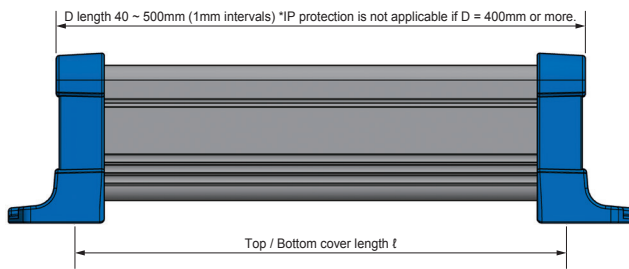


W-H No.	IP Code	W	H
66- 34	IP65	66	34
66- 44	IP65	66	44
66- 59	IP65	66	59
86- 39	IP65	86	39
86- 49	IP65	86	49
86- 64	IP65	86	64
113- 42	IP65	113	41.5
113- 57	IP65	113	56.5
113- 72	IP65	113	71.5
148- 47	IP65	148	47
148- 62	IP65	148	62

W-H No.	IP Code	W	H
148- 82	IP65	148	82
148-102	IP65	148	102
195- 57	IP54	195	57
195- 75	IP54	195	75
195- 95	IP54	195	95
195-120	IP54	195	120
240- 65	IP54	240	65
240- 90	IP54	240	90
240-115	IP54	240	115
NEW 298- 93	IP54	298	93
NEW 298-143	IP54	298	143

■ Protection class varies by size.

D length



W-H No.	ℓ
66-□	D-11
86-□	D-12
113-□	D-13
148-□	D-13
195-□	D-18
240-□	D-18
298-□	D-19

■ D length can be requested in 0.1mm intervals, but with higher tolerances (±0.3mm).
*D length may vary due to expansion and contraction of gasket from screw tightening

■ See page EX-Cover-1 ~ EX-Cover-4 for Top/Bottom cover dimensions.

2 Color

To select color code from the table below.

Panel color : Black • Gray / Unpainted - Navy / Painted

Code	S B Silver / Black	S G Silver / Gray	S N Silver / Navy
Color			
Code	B B Black / Black	B G Black / Gray	B N Black / Navy
Color			

Product Number

To determine a product number, fill W-H, D length and select Color code in the following blank boxes.

Product no. EXWFS - -

1 W-H
1 D length
2 Color code


Numbering example: W-H:113-57 x D:345 and SN color code → **EXWFS113-57-345SN**

CUSTOM SIZE WEB QUOTATION

Send your inquiry via our online form now!

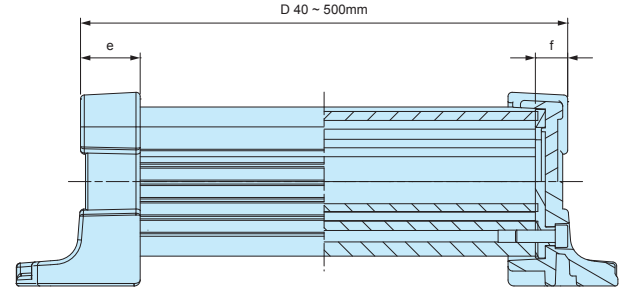
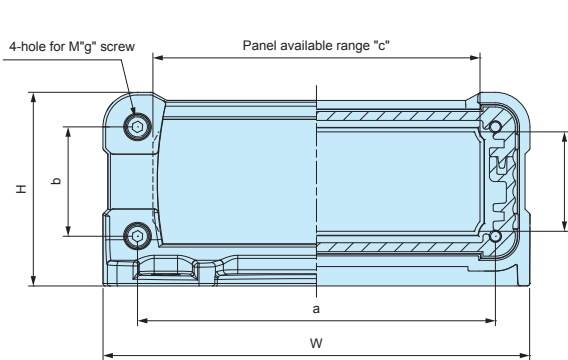
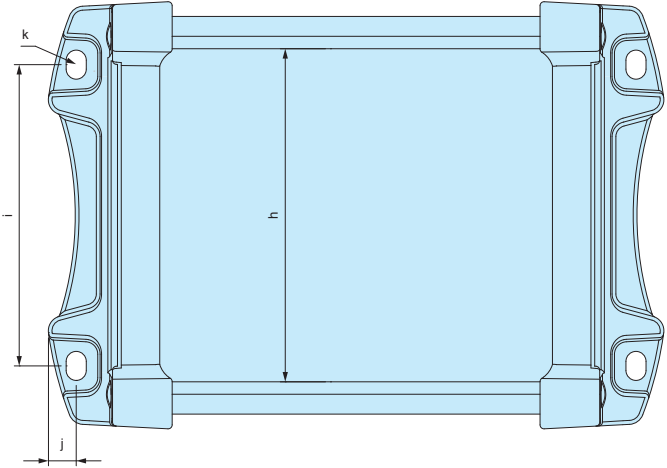
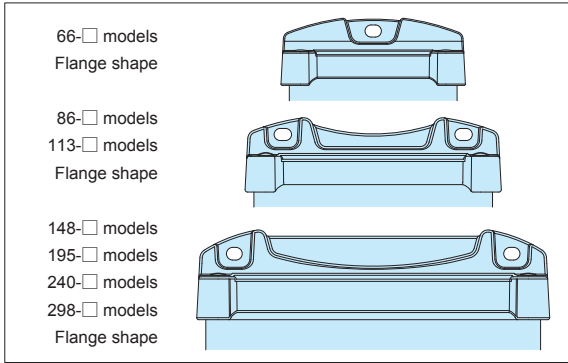
Visit the EXWFS product page on our website, click on the "CUSTOM SIZE WEB QUOTATION" button, and fill in the required details.

The product number will be generated, and once your information have been filled in, simply click on SUBMIT and await for our sales team's contact!



EXWFS dimensions

■ DXF/DWG/PDF drawings available on our website.

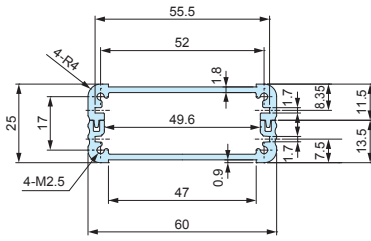


Product no.	W	H	a	b	c	d	e	f	g	h	i	j	k
EXWFS 66- 34-□	66	34	52	17	46	16	12	5.5	2.5	47	—	4.5	4.5×6
EXWFS 66- 44-□	66	44	52	27	46	24	12	5.5	2.5	47	—	4.5	4.5×6
EXWFS 66- 59-□	66	59	52	42	46	41	12	5.5	2.5	47	—	4.5	4.5×6
EXWFS 86- 39-□	86	39	72	22	65.8	20	12	6	2.5	67	60.6	5.6	4.2×6
EXWFS 86- 49-□	86	49	72	32	65.8	30	12	6	2.5	67	60.6	5.6	4.2×6
EXWFS 86- 64-□	86	64	72	47	65.8	45	12	6	2.5	67	60.6	5.6	4.2×6
EXWFS113- 42-□	113	41.5	95	20	89.6	18	16	6.5	3	89	85.2	7.4	4.6×6
EXWFS113- 57-□	113	56.5	95	35	89.6	33	16	6.5	3	89	85.2	7.4	4.6×6
EXWFS113- 72-□	113	71.5	95	50	89.6	48	16	6.5	3	89	85.2	7.4	4.6×6
EXWFS148- 47-□	148	47	130	25	103.4	18.2	18	6.5	3	124	116.2	9.9	5.5×7
EXWFS148- 62-□	148	62	130	40	103.4	33.2	18	6.5	3	124	116.2	9.9	5.5×7
EXWFS148- 82-□	148	82	130	60	103.4	53.2	18	6.5	3	124	116.2	9.9	5.5×7
EXWFS148-102-□	148	102	130	80	103.4	73.2	18	6.5	3	124	116.2	9.9	5.5×7
EXWFS195- 57-□	195	57	173	30	124.5	27.5	20	9	4	162	160	12	6.5×8.5
EXWFS195- 75-□	195	75	173	48	124.5	45.5	20	9	4	162	160	12	6.5×8.5
EXWFS195- 95-□	195	95	173	68	124.5	65.5	20	9	4	162	160	12	6.5×8.5
EXWFS195-120-□	195	120	173	93	124.5	90.5	20	9	4	162	160	12	6.5×8.5
EXWFS240- 65-□	240	65	218	38	166	33.5	23	9	5	207	205	12	6.5×8.5
EXWFS240- 90-□	240	90	218	63	166	58.5	23	9	5	207	205	12	6.5×8.5
EXWFS240-115-□	240	115	218	88	166	83.5	23	9	5	207	205	12	6.5×8.5
EXWFS298- 93-□	298	93	272	62	218	56.5	27	9.5	5	262	263	12	6.5×8.5
EXWFS298-143-□	298	143	272	112	218	106	27	9.5	5	262	263	12	6.5×8.5

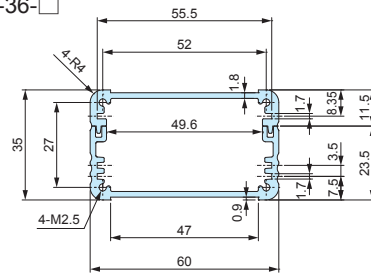
Cross-section view of top & bottom covers

■ DXF/DWG/PDF drawings available on our website.

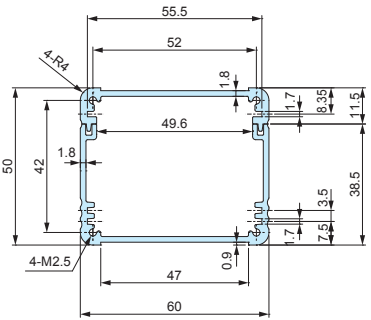
EXPS • EXWS 69-34-□
 EXPFS • EXWFS 66-34-□
 EXS 61-26-□



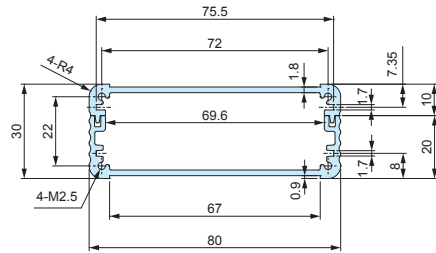
EXPS • EXWS 69-44-□
 EXPFS • EXWFS 66-44-□
 EXS 61-36-□



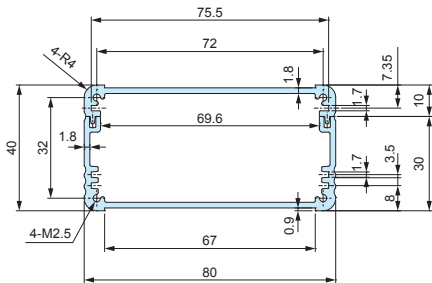
EXPS • EXWS 69-59-□
 EXPFS • EXWFS 66-59-□
 EXS 61-51-□



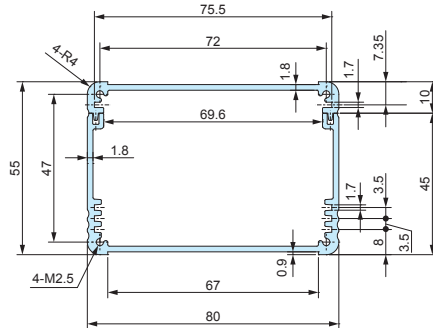
EXPS • EXWS 89-39-□
 EXPFS • EXWFS 86-39-□
 EXS 81-31-□



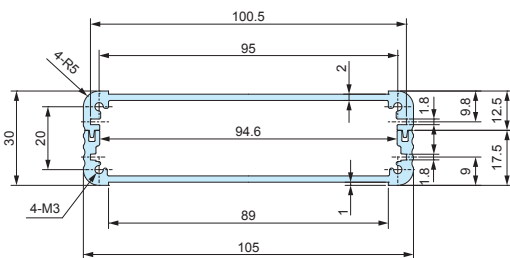
EXPS • EXWS 89-49-□
 EXPFS • EXWFS 86-49-□
 EXS 81-41-□



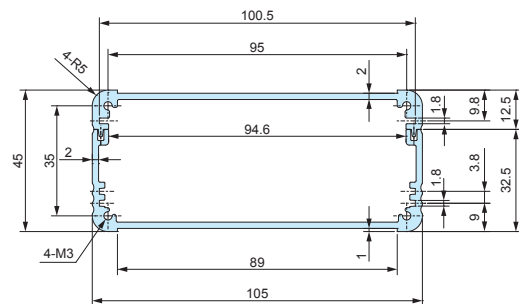
EXPS • EXWS 89-64-□
 EXPFS • EXWFS 86-64-□
 EXS 81-56-□



EXPS • EXWS 116-41-□
 EXPFS • EXWFS 113-42-□
 EXS 106-31-□



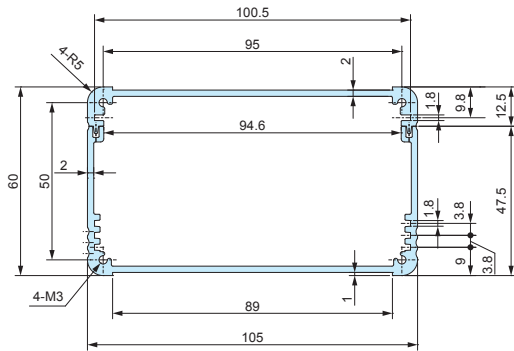
EXPS • EXWS 116-56-□
 EXPFS • EXWFS 113-57-□
 EXS 106-46-□



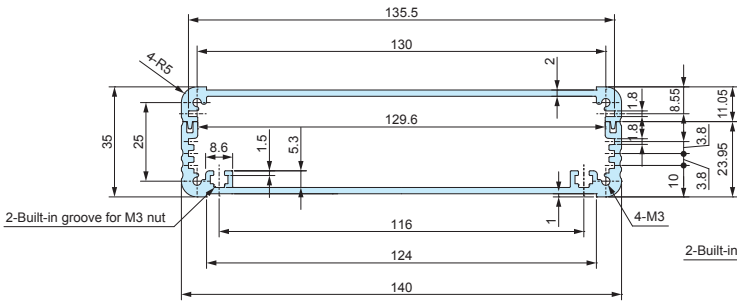
Cross-section view of top & bottom covers

■ DXF/DWG/PDF drawings available on our website.

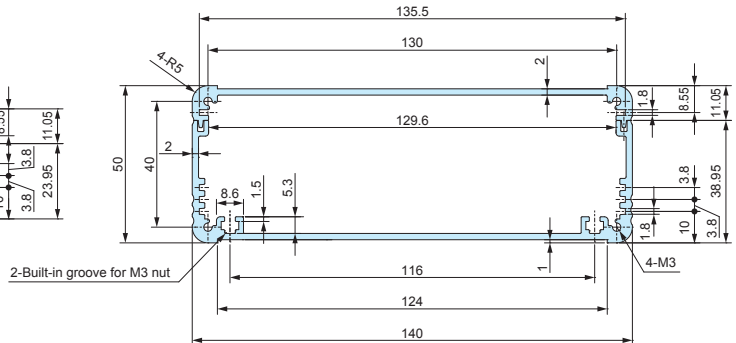
- EXPS • EXWS 116-71-□
- EXPFS • EXWFS 113-72-□
- EXS 106-61-□



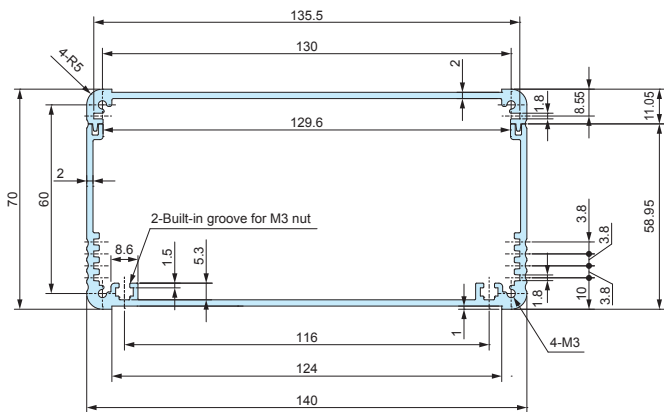
- EXPS • EXWS 151-46-□
- EXPFS • EXWFS 148-47-□
- EXS 141-36-□



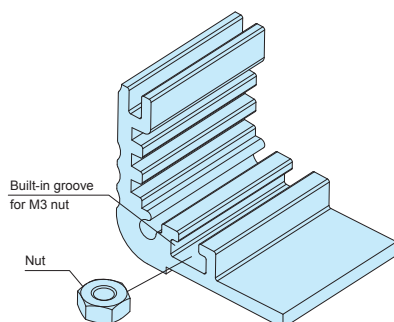
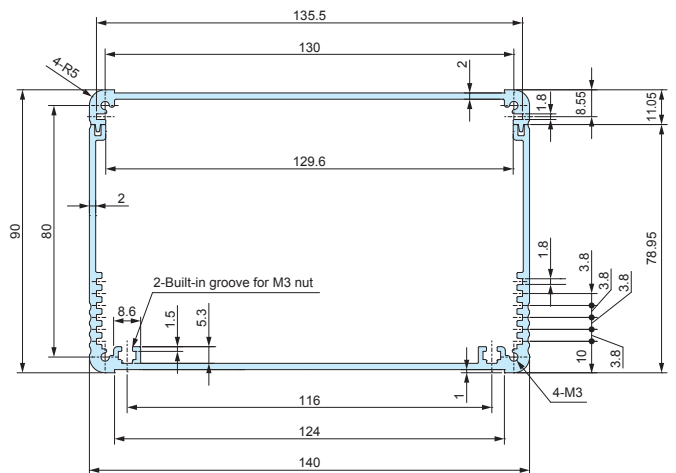
- EXPS • EXWS 151-61-□
- EXPFS • EXWFS 148-62-□
- EXS 141-51-□



- EXPS • EXWS 151-81-□
- EXPFS • EXWFS 148-82-□
- EXS 141-71-□



- EXPS • EXWS 151-101-□
- EXPFS • EXWFS 148-102-□
- EXS 141-91-□

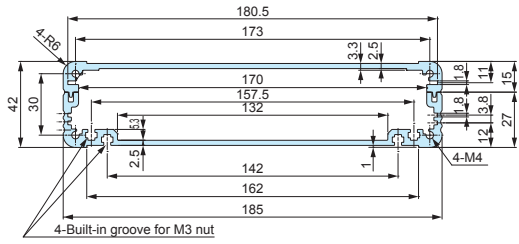


- Optional M3 nut is available.
- Sliding nut can be used on EXPS • EXPFS • EXWS • EXWFS • EXS models with width 140mm or larger bottom covers and with width 230mm and 285mm top covers.
- See page EF-36 • MT-3N for MT-3N optional M3 nut.

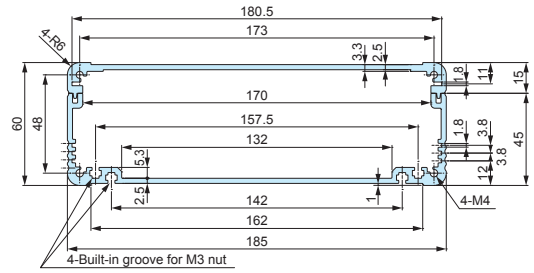
Cross-section view of top & bottom covers

■ DXF/DWG/PDF drawings available on our website.

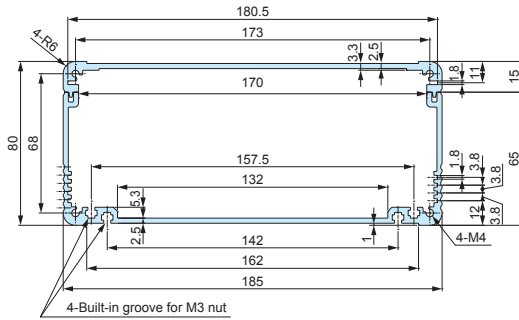
- EXPS 199-56-□
- EXPFS • EXWFS 195-57-□
- EXS 187-44-□



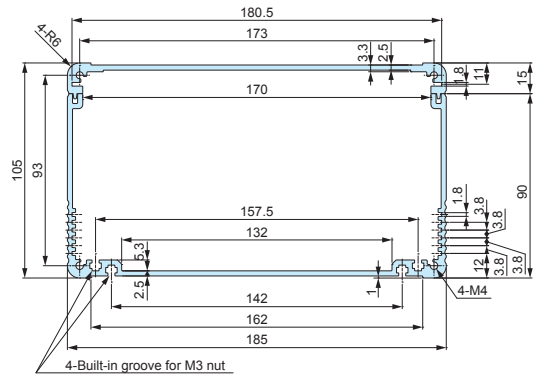
- EXPS 199-74-□
- EXPFS • EXWFS 195-75-□
- EXS 187-62-□



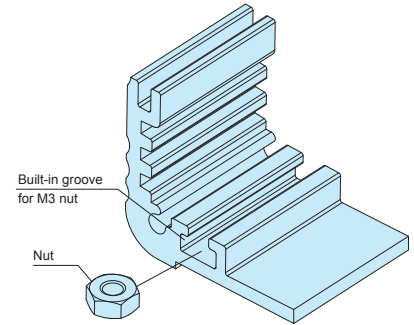
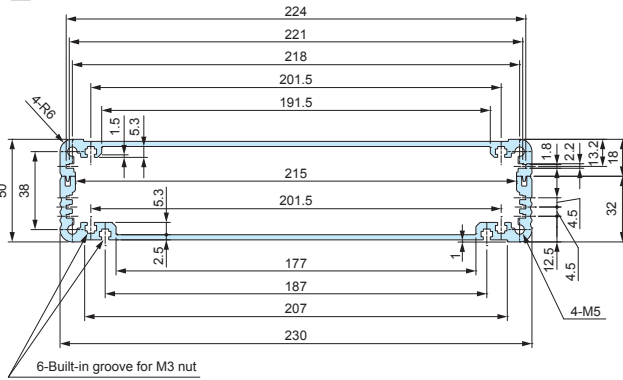
- EXPS 199-94-□
- EXPFS • EXWFS 195-95-□
- EXS 187-82-□



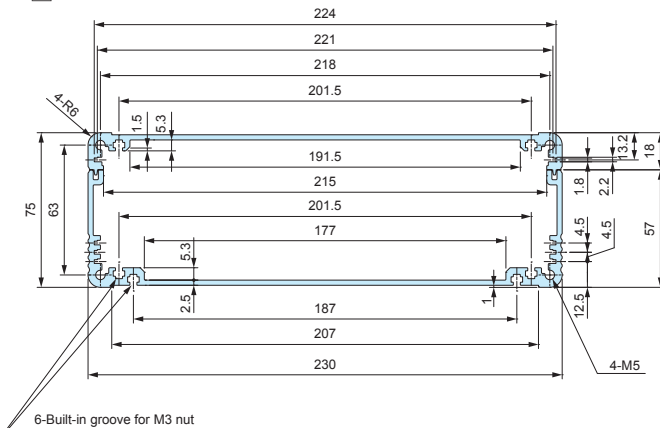
- EXPS 199-119-□
- EXPFS • EXWFS 195-120-□
- EXS 187-107-□



- EXPS 244-64-□
- EXPFS • EXWFS 240-65-□
- EXS 232-52-□



- EXPS 244-89-□
- EXPFS • EXWFS 240-90-□
- EXS 232-77-□

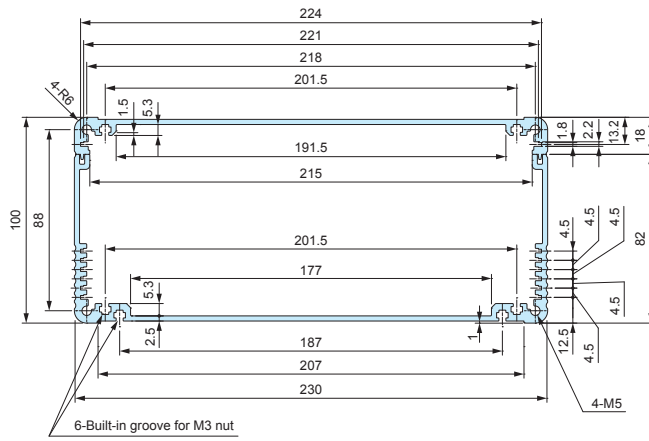


■ Optional M3 nut is available.
 Sliding nut can be used on EXPS • EXPFS • EXWS • EXWFS • EXS models with width 140mm or larger bottom covers and with width 230mm and 285mm top covers.
 See page EF-36 • MT-3N for MT-3N optional M3 nut.


Cross-section view of top & bottom covers

DXF/DWG/PDF drawings available on our website.

- EXPS 244-114-□
- EXPFS • EXWFS 240-115-□
- EXS 232-102-□



- EXPS 300-90-□
- EXWFS 298-93-□
- EXS 288-78-□



- EXPS 300-140-□
- EXWFS 298-143-□
- EXS 288-128-□

