




Technical Data

Protection class: IP40
 Operating temperature: -10°C ~ +60°C



- PF plastic case with wall mounting flange bottom design.
- Made of flame-resistant ABS UL94V-0 and available in off-white color.
- 6 new sizes added for a total of 30 different sizes available for selection.
- Equipped with built-in bosses for PCB mounting.
- Suitable for Wi-Fi access point, wireless LAN, HUB, controller or other applications.

Components

No.	Part name	Pcs	Material	Color / Finish
1	Top cover	1	ABS UL94V-0	Off-white
2	Flanged base	1	ABS UL94V-0	Off-white
3	Panel	2	ABS UL94V-0	Off-white
4	Self-tapping screw	4	Steel	Nickel plated

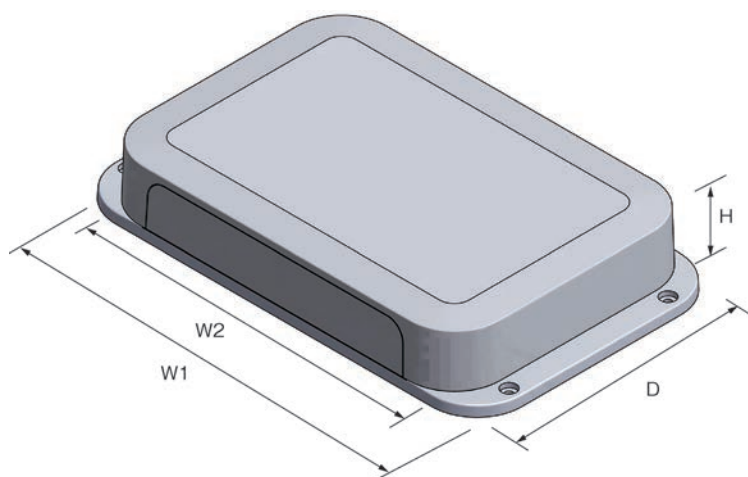
Accessories (Optional parts)



PCB mounting screw
EM series
See page 26

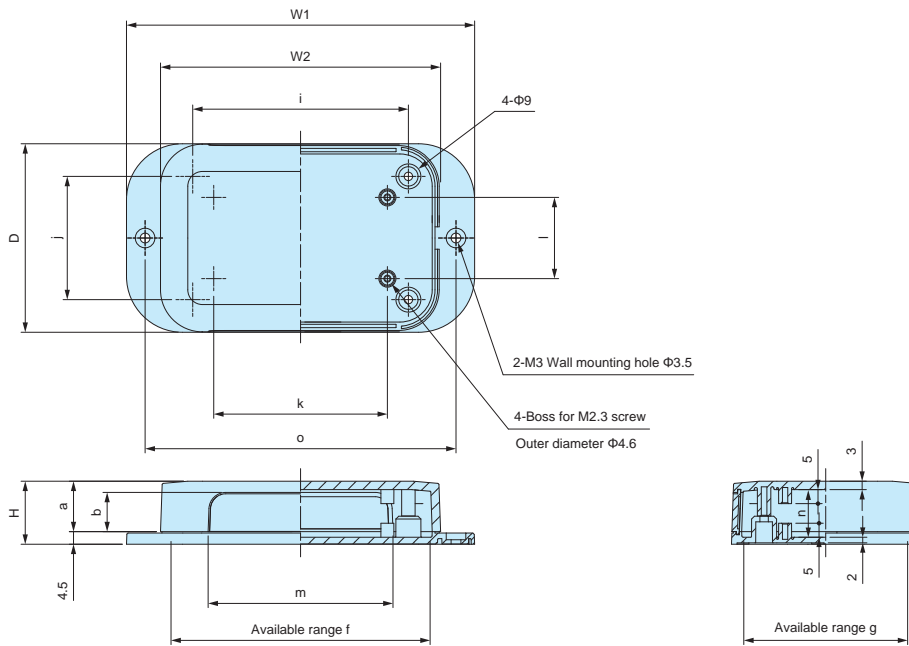


Tapping standoff
TPS series
See page 26

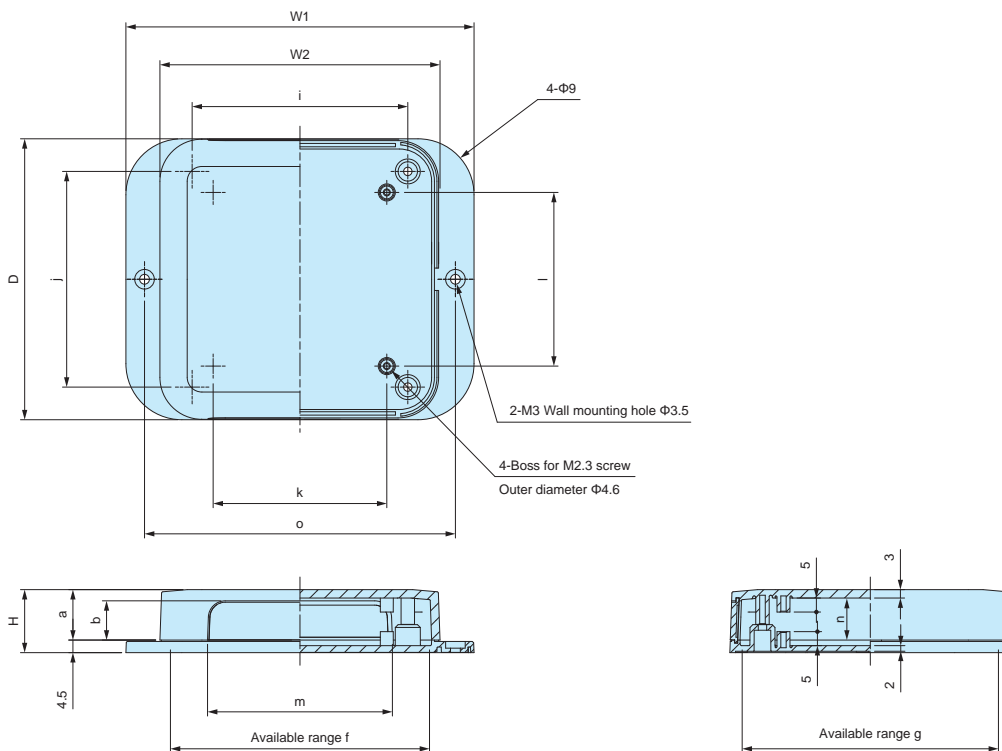


Product no. / Dimensions

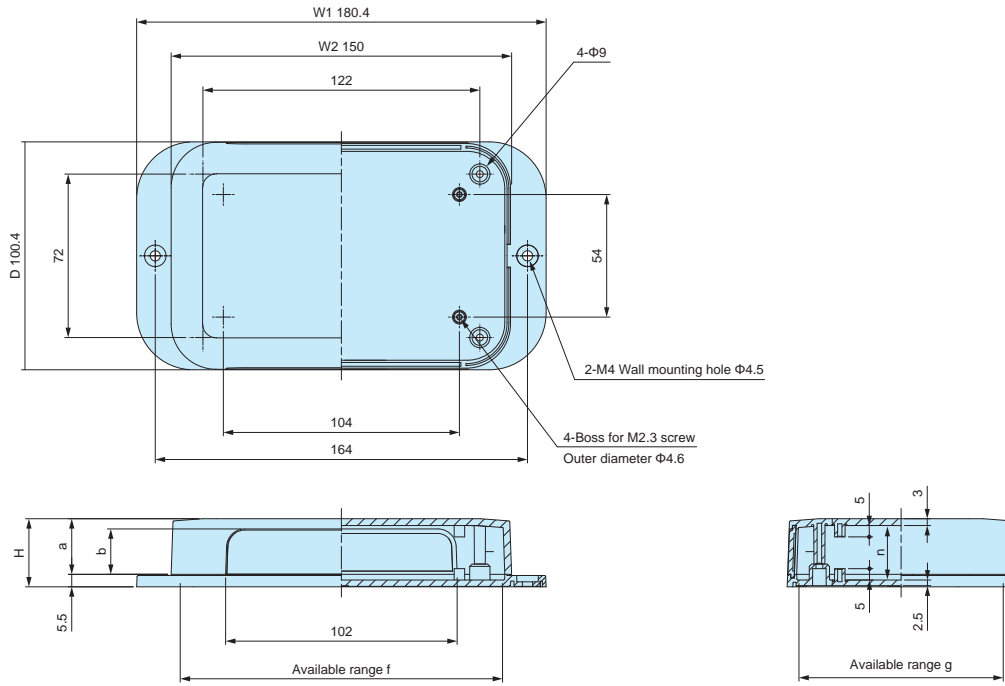
Product no. ● Off-white	Dimensions				Screw	Weight (g)
	W1	W2	H	D		
PFF10- 2- 7W	124.3	100	22.5	67.3	M2.5-8 x 4 pcs	60.8
PFF10- 2-10W	124.3	100	22.5	100.3	M2.5-8 x 4 pcs	84.6
PFF10- 4- 7W	124.3	100	35	67.3	M2.5-8 x 4 pcs	72
PFF10- 4-10W	124.3	100	35	100.3	M2.5-8 x 4 pcs	99.1
PFF13- 3- 9W	149.3	125	25	85.3	M2.5-8 x 4 pcs	90.8
PFF13- 3-13W	155.3	125	25	125.3	M2.5-8 x 4 pcs	128.6
PFF13- 4- 9W	149.3	125	40	85.3	M2.5-8 x 4 pcs	108.4
PFF13- 4-13W	155.3	125	40	125.3	M2.5-8 x 4 pcs	152.3
PFF15- 3-10W	180.4	150	30	100.4	M2.5-8 x 4 pcs	145.2
PFF15- 3-15W	180.4	150	30	150.4	M2.5-8 x 4 pcs	211.3
PFF15- 5-10W	180.4	150	45	100.4	M2.5-8 x 4 pcs	168.6
PFF15- 5-15W	180.4	150	45	150.4	M2.5-8 x 4 pcs	235
PFF18- 4-12W	205.4	175	35	120.4	M2.5-8 x 4 pcs	192.1
PFF18- 4-18W	205.4	175	35	175.4	M2.5-8 x 4 pcs	209.8
PFF18- 5-12W	205.4	175	50	120.4	M2.5-8 x 4 pcs	215.8
PFF18- 5-18W	205.4	175	50	175.4	M2.5-8 x 4 pcs	299.7
PFF20- 4-13W	230.5	200	40	135.5	M3-8 x 4 pcs	267.7
PFF20- 4-20W	230.5	200	40	200.5	M3-8 x 4 pcs	376
PFF20- 6-13W	230.5	200	60	135.5	M3-8 x 4 pcs	309.7
PFF20- 6-20W	230.5	200	60	200.5	M3-8 x 4 pcs	422.9
PFF24- 4-17W	270.5	240	42.5	165.5	M3-8 x 4 pcs	366.9
PFF24- 4-24W	270.5	240	42.5	240.5	M3-8 x 4 pcs	513.5
PFF24- 6-17W	270.5	240	60	165.5	M3-8 x 4 pcs	403.8
PFF24- 6-24W	270.5	240	60	240.5	M3-8 x 4 pcs	560.8
NEW PFF28- 5-20W	310.5	280	45	200.5	M3-8 x 4 pcs	529
NEW PFF28- 7-20W	310.5	280	65	200.5	M3-8 x 4 pcs	593.4
NEW PFF28- 9-20W	310.5	280	90	200.5	M3-8 x 4 pcs	667.6
NEW PFF32- 5-23W	350.5	320	45	225.5	M3-8 x 4 pcs	665.7
NEW PFF32- 7-23W	350.5	320	70	225.5	M3-8 x 4 pcs	748
NEW PFF32-10-23W	350.5	320	100	225.5	M3-8 x 4 pcs	843.3



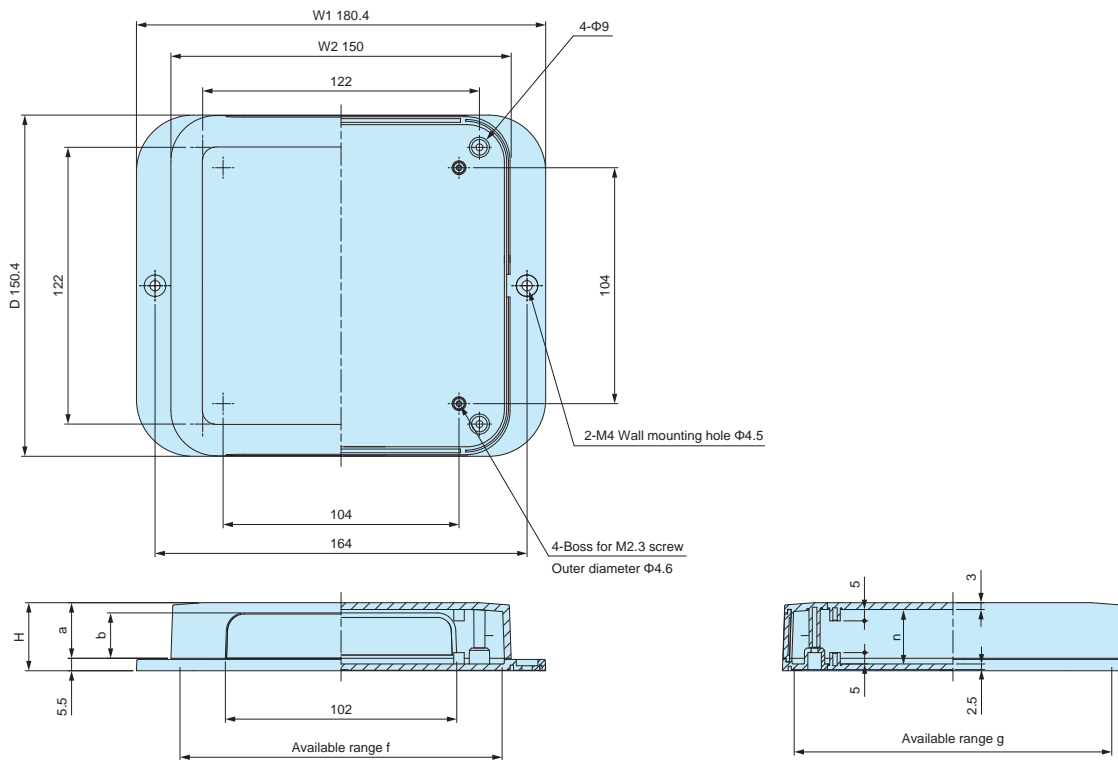
Product no.	W1	W2	H	D	a	b	f	g	i	j	k	l	m	n	o
PFF10-2-7W	124.3	100	22.5	67.3	18	14	92	58	77	44	62	29	66	17	111
PFF10-4-7W	124.3	100	35	67.3	30.5	26.5	91	57	77	44	62	29	66	29.5	111
PFF13-3-9W	149.3	125	25	85.3	20.5	16.5	117	76	102	62	87	47	87	19.5	136
PFF13-4-9W	149.3	125	40	85.3	35.5	31.5	116	75	102	62	87	47	87	34.5	136



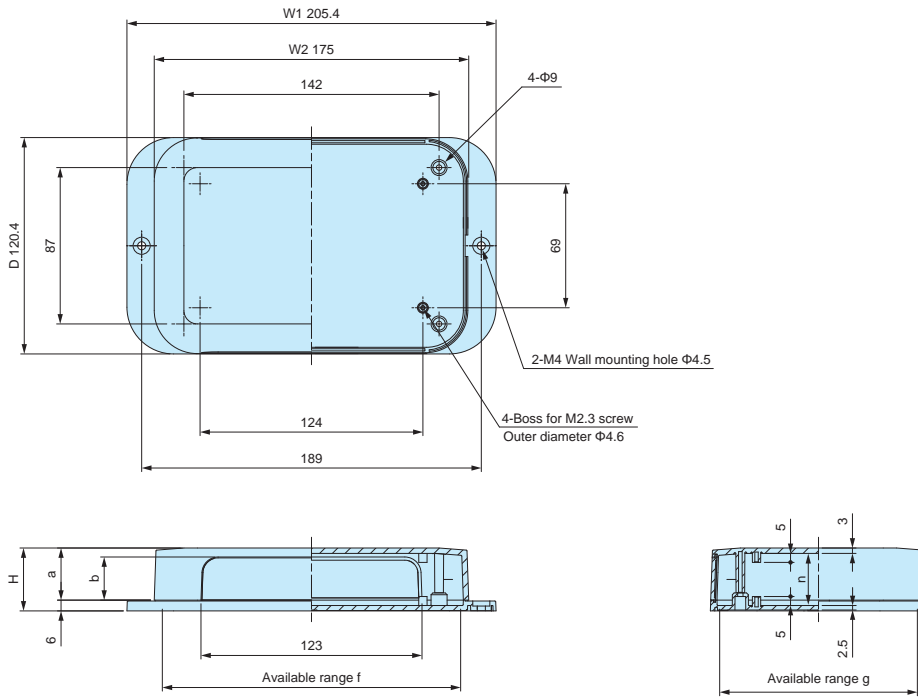
Product no.	W1	W2	H	D	a	b	f	g	i	j	k	l	m	n	o
PFF10-2-10W	124.3	100	22.5	100.3	18	14	92	91	77	77	62	62	66	17	111
PFF10-4-10W	124.3	100	35	100.3	30.5	26.5	91	90	77	77	62	62	66	29.5	111
PFF13-3-13W	155.3	125	25	125.3	20.5	16.5	117	116	102	102	87	87	87	19.5	139
PFF13-4-13W	155.3	125	40	125.3	35.5	31.5	116	115	102	102	87	87	87	34.5	139



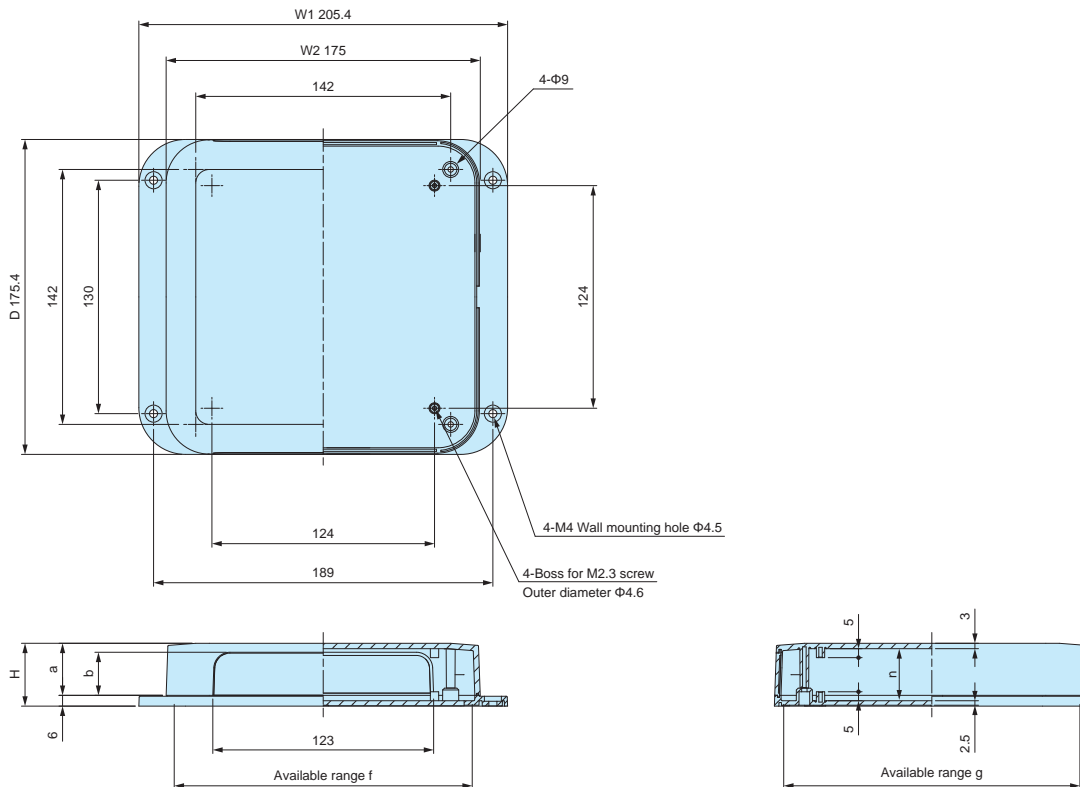
Product no.	W1	W2	H	D	a	b	f	g	n
PFF15-3-10W	180.4	150	30	100.4	24.5	20	142	90	24
PFF15-5-10W	180.4	150	45	100.4	39.5	35	141	89	39



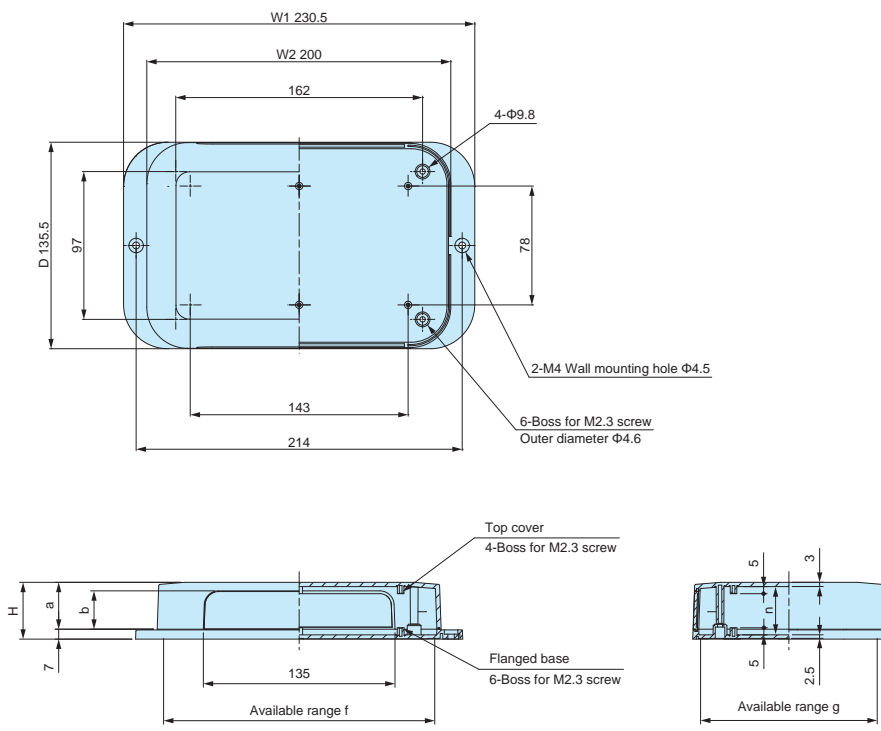
Product no.	W1	W2	H	D	a	b	f	g	n
PFF15-3-15W	180.4	150	30	150.4	24.5	20	142	140	24
PFF15-5-15W	180.4	150	45	150.4	39.5	35	141	139	39



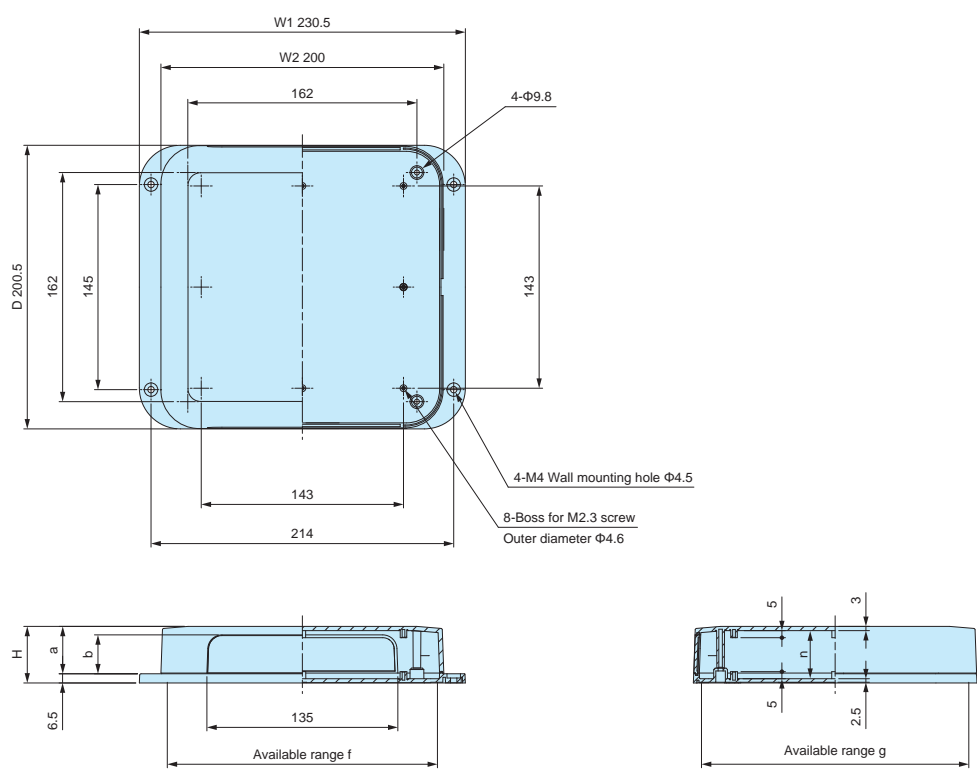
Product no.	W1	W2	H	D	a	b	f	g	n
PFF18-4-12W	205.4	175	35	120.4	29	24	166	110	29
PFF18-5-12W	205.4	175	50	120.4	44	39	165	109	44



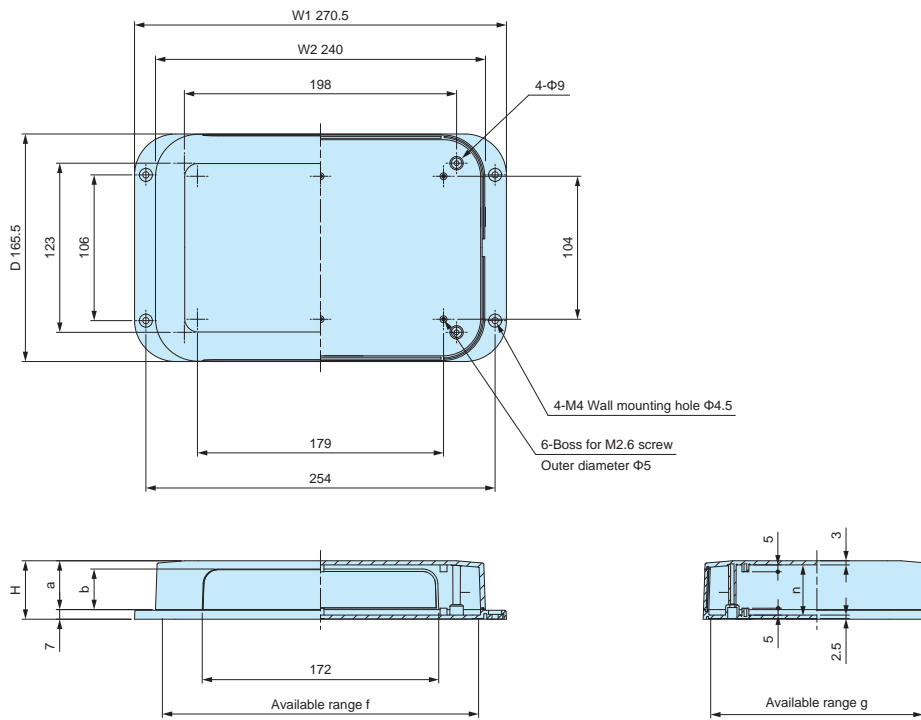
Product no.	W1	W2	H	D	a	b	f	g	n
PFF18-4-18W	205.4	175	35	175.4	29	24	166	165	29
PFF18-5-18W	205.4	175	50	175.4	44	39	165	164	44



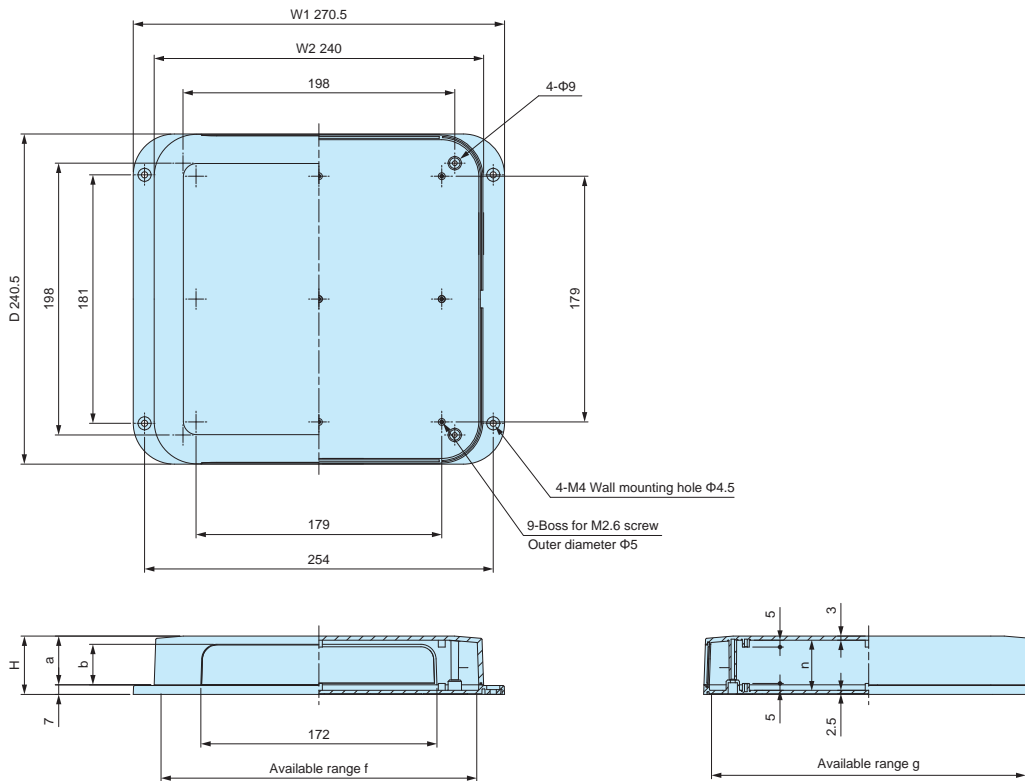
Product no.	W1	W2	H	D	a	b	f	g	n
PFF20-4-13W	230.5	200	40	135.5	33	27	191	124	34
PFF20-6-13W	230.5	200	60	135.5	53	47	190	123	54



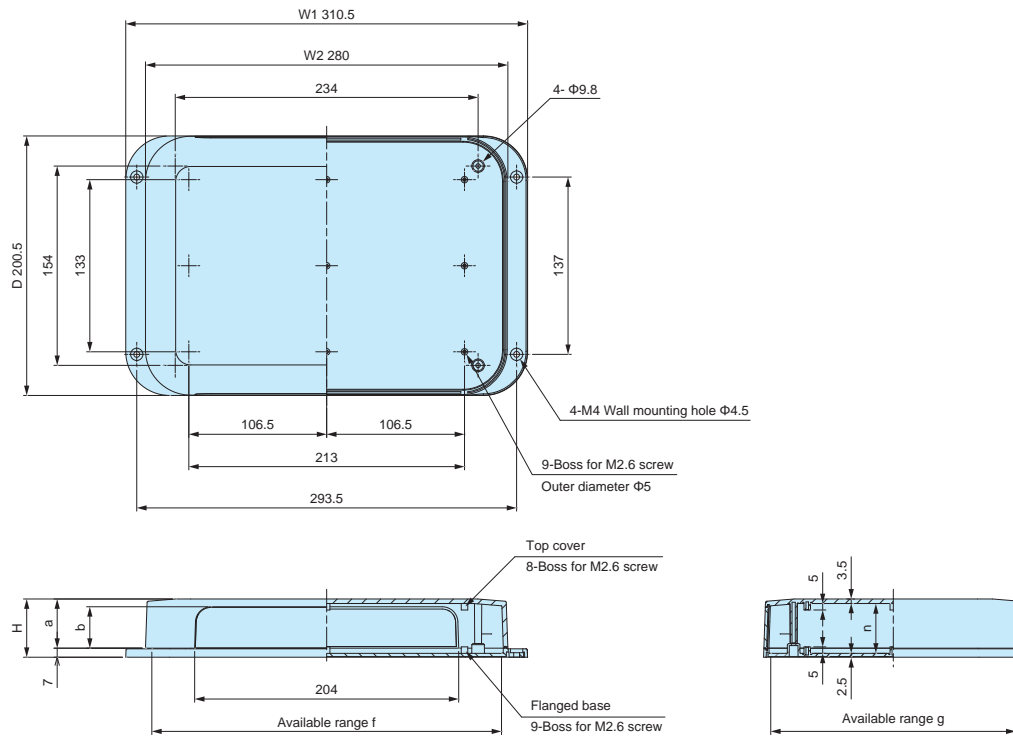
Product no.	W1	W2	H	D	a	b	f	g	n
PFF20-4-20W	230.5	200	40	200.5	33	27	191	189	34
PFF20-6-20W	230.5	200	60	200.5	53	47	190	188	54



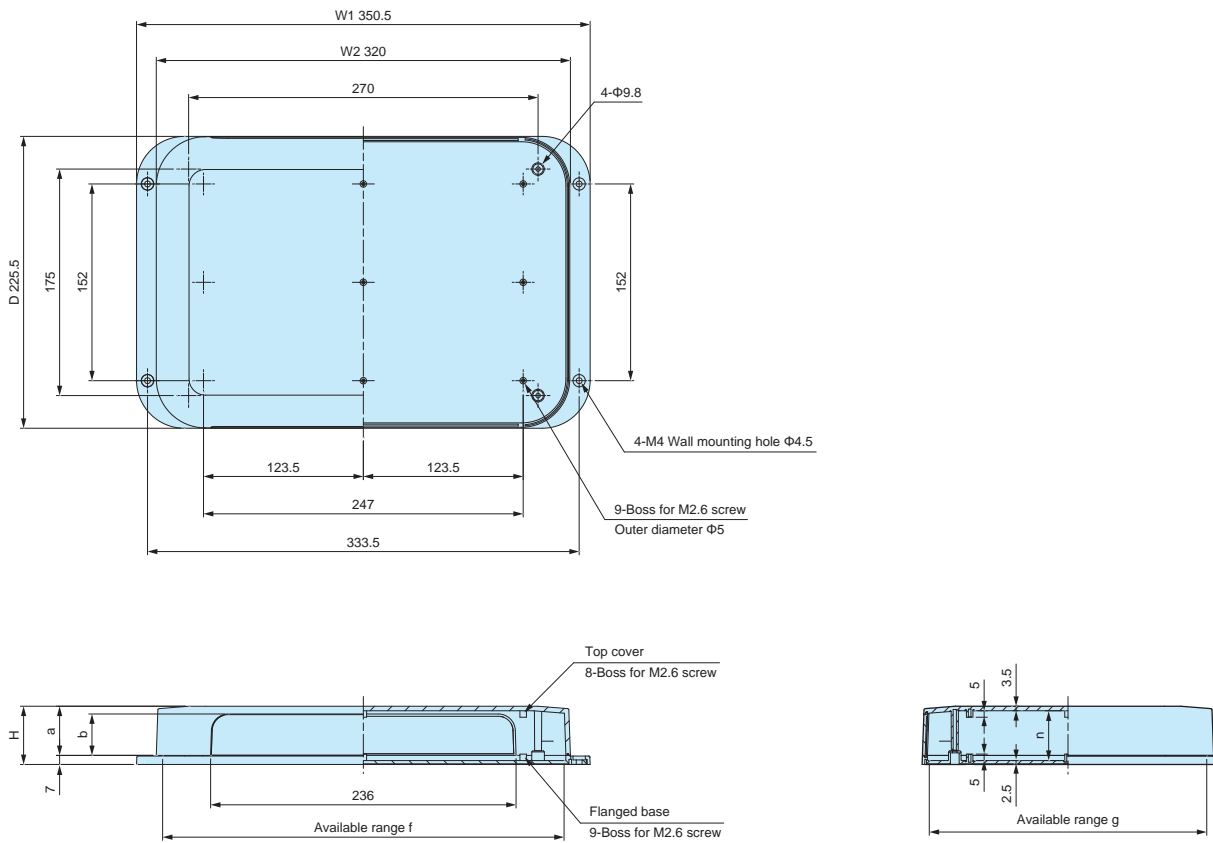
Product no.	W1	W2	H	D	a	b	f	g	n
PFF24-4-17W	270.5	240	42.5	165.5	35.5	29.5	230	154	36.5
PFF24-6-17W	270.5	240	60	165.5	53	47	229	153	54



Product no.	W1	W2	H	D	a	b	f	g	n
PFF24-4-24W	270.5	240	42.5	240.5	35.5	29.5	230	229	36.5
PFF24-6-24W	270.5	240	60	240.5	53	47	229	228	54



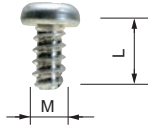
Product no.	W1	W2	H	D	a	b	f	g	n
PFF28-5-20W	310.5	280	45	200.5	38	32	269.5	189	38.5
PFF28-7-20W	310.5	280	65	200.5	58	50	268.5	187.5	58.5
PFF28-9-20W	310.5	280	90	200.5	83	75	266.5	185.5	83.5



Product no.	W1	W2	H	D	a	b	f	g	n
PFF32- 5-23W	350.5	320	45	225.5	38	32	309.5	214	38.5
PFF32- 7-23W	350.5	320	70	225.5	63	57	308	212	63.5
PFF32-10-23W	350.5	320	100	225.5	93	87	306	210	93.5

EM SERIES

PCB MOUNTING SCREW



■ Self-tapping screws for mounting PCB on bosses or standoffs.

Product no. / Dimensions

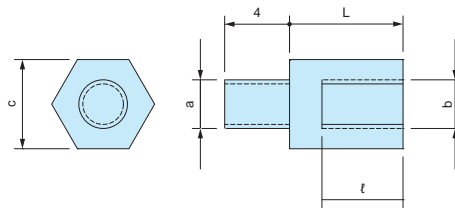
Product no.	M	L	Material	Finish	Suitable enclosures	Pack of
EM-2.3	2.3	6	Steel	Trivalent chromate	LCE PF • PFF • PFE (M2.3 size)	50
EM-2.6	2.6	6	Steel	Trivalent chromate	PF • PFF (M2.6 size)	50

TPS SERIES

TAPPING STANDOFF



■ Tapping screw head allows for easy installation onto existing enclosure boss mount.



Product no. / Dimensions

■ Material / Finish : Brass / Unfinished

Product no.	Screw size (a)	Screw size (b)	c	L	ℓ	Pack of	Suitable enclosures	
TPS-M2.3-4	M2.3	M2.3	5	4	3	4	LCE series PF series (M2.3 size) PFF series (M2.3 size) PFE series	
TPS-M2.3-5	M2.3	M2.3	5	5	3	4		
TPS-M2.3-6	M2.3	M2.3	5	6	4	4		
TPS-M2.3-7	M2.3	M2.3	5	7	5	4		
TPS-M2.3-8	M2.3	M2.3	5	8	6	4		
TPS-M2.3-10	M2.3	M2.3	5	10	6	4		
TPS-M2.3-12	M2.3	M2.3	5	12	6	4		
TPS-M2.6-4	M2.6	M2.6	5	4	3	4		PF series (M2.6 size) PFF series (M2.6 size)
TPS-M2.6-5	M2.6	M2.6	5	5	3	4		
TPS-M2.6-7	M2.6	M2.6	5	7	5	4		
TPS-M2.6-10	M2.6	M2.6	5	10	6	4		
TPS-M2.6-12	M2.6	M2.6	5	12	6	4		



■ Please use a suitably sized driver to both secure and loosen the tapping standoff.

Customization on Plastic Enclosures

High Speed Machining



Full Color Digital Inkjet Printing



www.takachi-enclosure.com

TAKACHI ELECTRONICS ENCLOSURE CO., LTD
3-21-16 Higashi-ryoke, Kawaguchi, Saitama
332-0003, JAPAN

Tel. +81-48-222-5409
sales@takachi-el.co.jp

● All products are EU RoHS 6 compatible.